



PARKWAY SCHOOLS

HIGHER EXPECTATIONS. BRIGHTER FUTURES.

Financial Statements

Date: August 2020

PARKWAY SCHOOL DISTRICT
MONTHLY FINANCIAL REPORT
TABLE OF CONTENT

| <u>DOCUMENT</u> | <u>PAGE</u> |
|---|-------------|
| EXECUTIVE SUMMARY. | 1 - 2 |
| GRAPHS - REVENUE, EXPENDITURE, CASH, AND FUND BALANCE . | 3 - 5 |
| RECAPITULATION OF FUNDS | 6 |
| ACCRUAL BALANCE SHEET. | 7 |
| BREAKOUT OF CASH AND INVESTMENTS | 8 |
| MODIFIED ACCRUAL REVENUE SCHEDULE | 9 |
| EXPENDITURE SUMMARY BY OBJECT | 10 |
| FOOD SERVICE INCOME AND EXPENSE | 11 |
| EXPENDITURE SUMMARY BY BUILDING | 12 |
| EXPENDITURE SUMMARY BY PROGRAM | 13 - 17 |
| GLOSSARY | 18 - 19 |
| PURCHASING REPORTS | 20 – 32 |



TO: Board of Education

DATE: October 21, 2020

FROM: Patricia Bedborough, CPA

RE: Executive Summary August 2020

Abstract

The August financial statements are attached. You will notice a remarkable decrease in the food service revenues. Normally with the beginning of the school year, parents place money in the lunch accounts. With the district beginning in distance learning, there is not a need for parents to fund students lunch accounts in advance. County revenues are decreased year over year. This is due to the fines revenue being lower than previous. State foundation formula funding has a proration factor of 77% and is expected to be increased during the year. For the salaries and benefits you will notice a decrease from prior year. This is mainly due to one less pay period in the month of August. This will adjust next month.

Future Issues

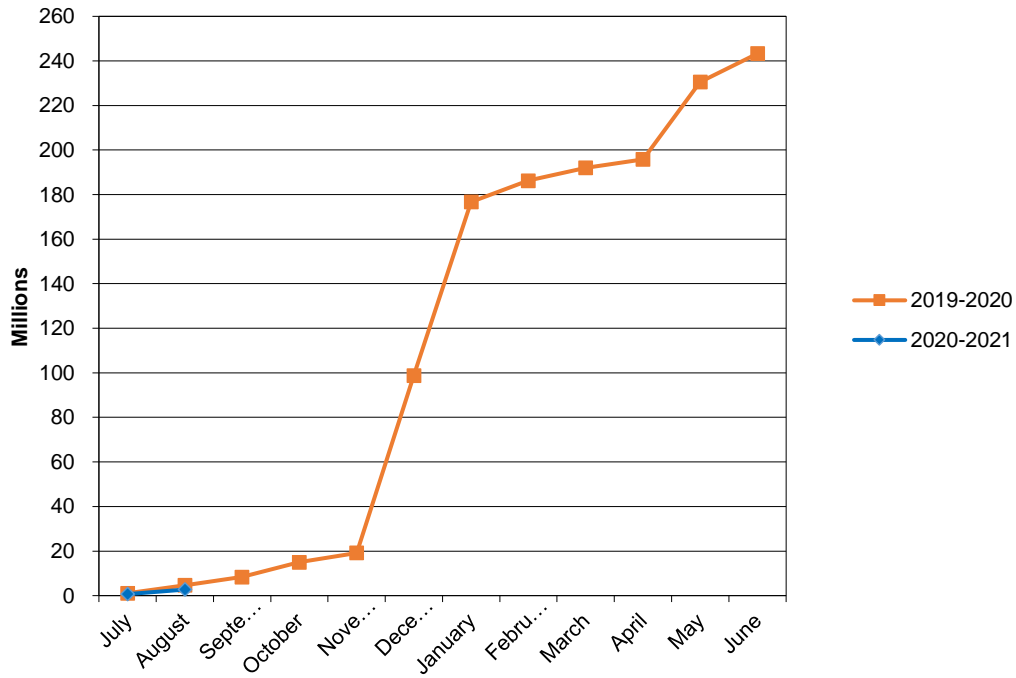
The following issues are still pending and could affect district finances in the future:

1. Health Insurance Costs – Health costs are a large portion of our benefit expenses. Our pharmacy benefit manager is through Business Health Coalition and we have substantial savings over market trends for our pharmacy. We have opened our near site clinics for our employees and staff effective August 2018. We had no increase in our premiums for 2019 and 2020. Our wellness programs are very strong. We have begun reviewing options for our health care premiums for next year. One of our budget reductions was a 1% decrease in the medical insurance premium.
2. Commercial Property Assessments Appeals – As you are aware this has been a struggle over the last several years. We have seen our collection rate fluctuate due to these settlements. We worked with the state auditor’s office last year and have approved \$7.2 million in recoupment. Included in this year we have levied .1326 to the capital projects fund from our prior years recoupment calculations. We just received our report from St. Louis County of 2019 payments paid under protest. This amount is just over \$34 million. This is an increase over previous year, but this was a reassessment year. In a meeting with the Assessor in March, he stated that settlements overall are down in St. Louis County mainly due to a reduced amount of backlog. The Tax Commission is also delayed at this time. We should finish this year with a stronger collection rate. Currently we have a minimal a negative payment. This has not happened in several years.

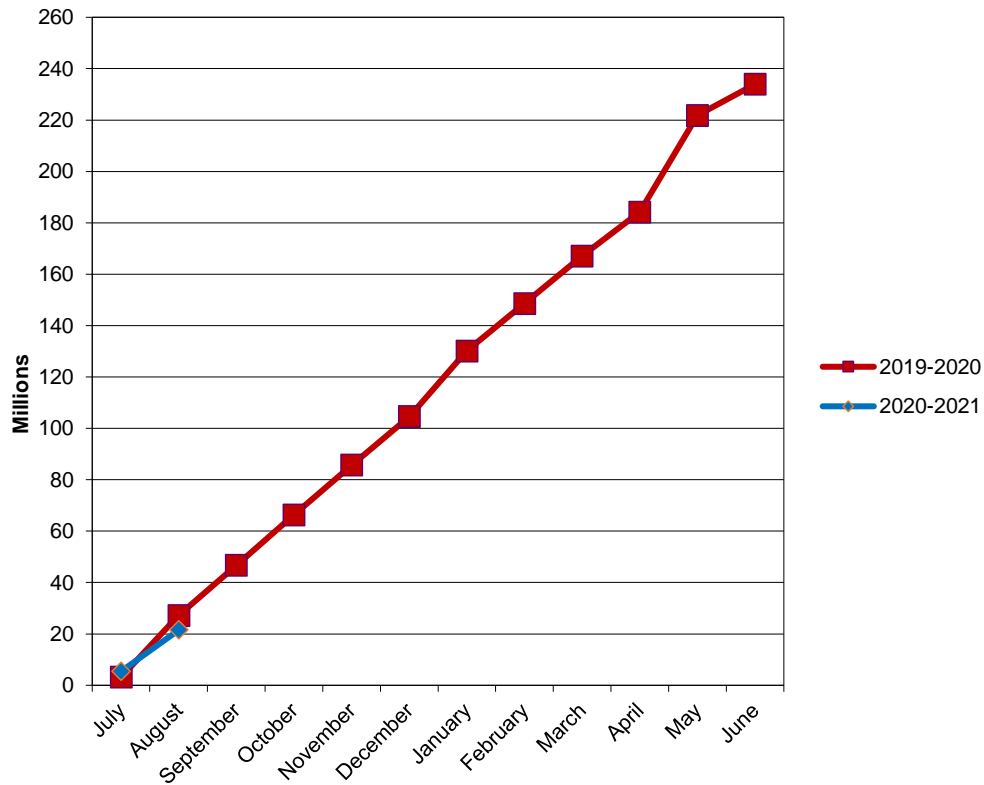
3. New Construction Assessments - In September we received our final amounts from St. Louis County. We had another strong year with new construction with just over \$25 million in commercial and residential property. We should receive our first new construction estimate for next year in July.
4. Interest Income –Early in the fiscal year interest rates were stabilizing. As we make our investment of funds, we will be able to project an interest income this year. Our interest from our banking account is slightly lower rate from last year due to the Fed’s lowering the treasury rate.
5. State Revenue –DESE will be adjusting the State Adequacy Target for the formula revenues. The State Adequacy Target is still well below the amount determined by the original formula legislation. The governor announced in early June that they will be applying 3.5% a proration rate to all districts for our formula funding.
6. Spot Market Purchases – For information purposes, fiscal year-to-date purchases under the spot market procurement policy are as follows:

| | | |
|-------------------|----|-----------|
| Fuel (Facilities) | \$ | 11,713.08 |
| Fuel (Trans) | \$ | |
| Paper | \$ | |
| Trash Liner | \$ | |
| Produce: | \$ | |

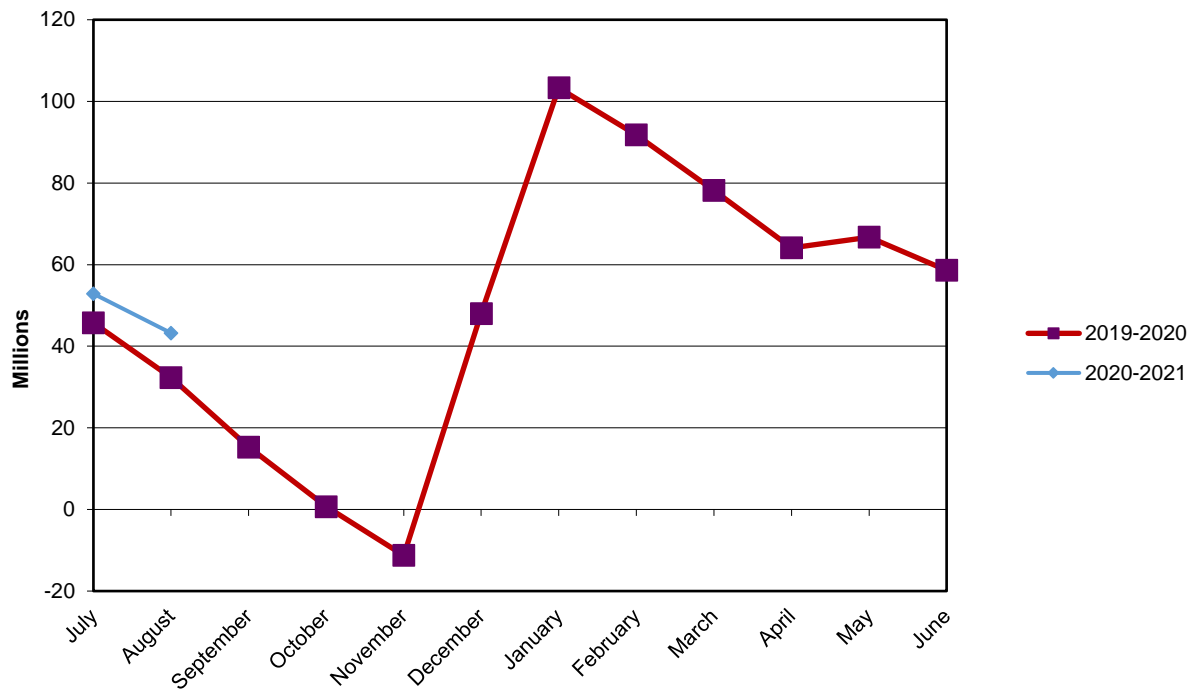
PARKWAY SCHOOL DISTRICT ACTUAL OPERATING REVENUE

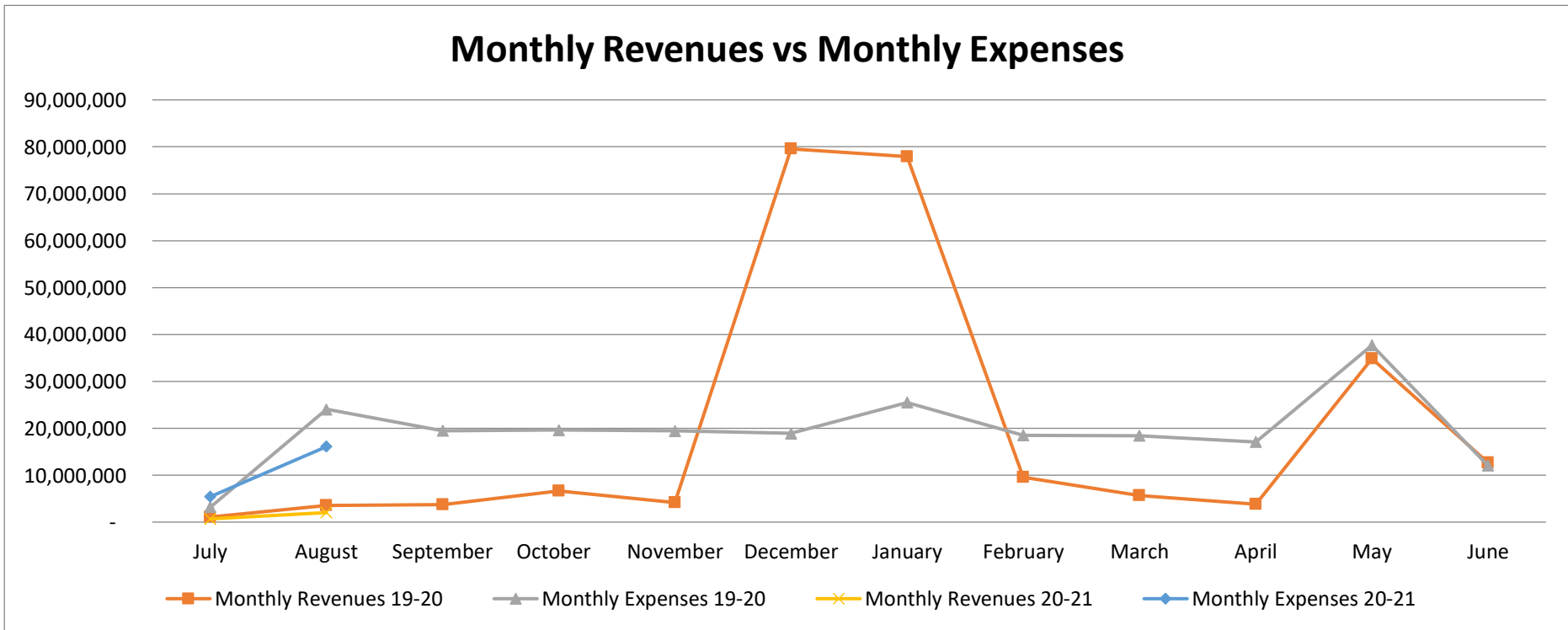
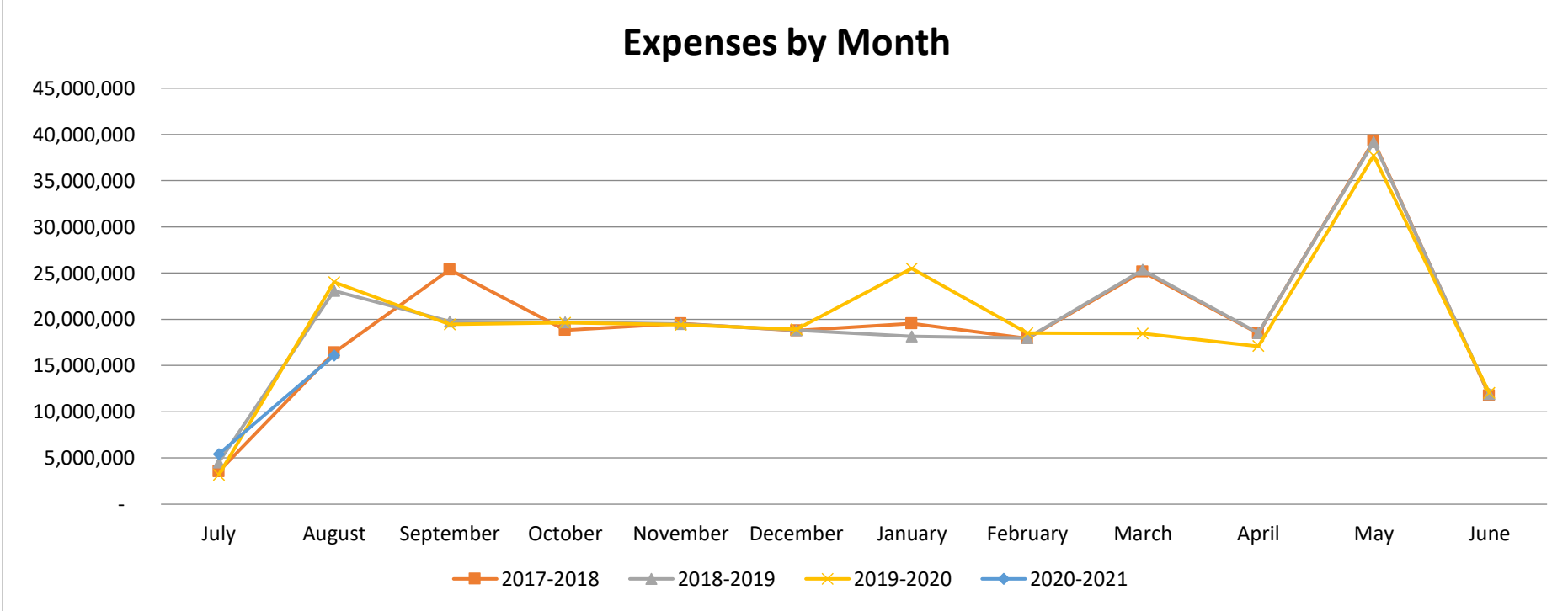
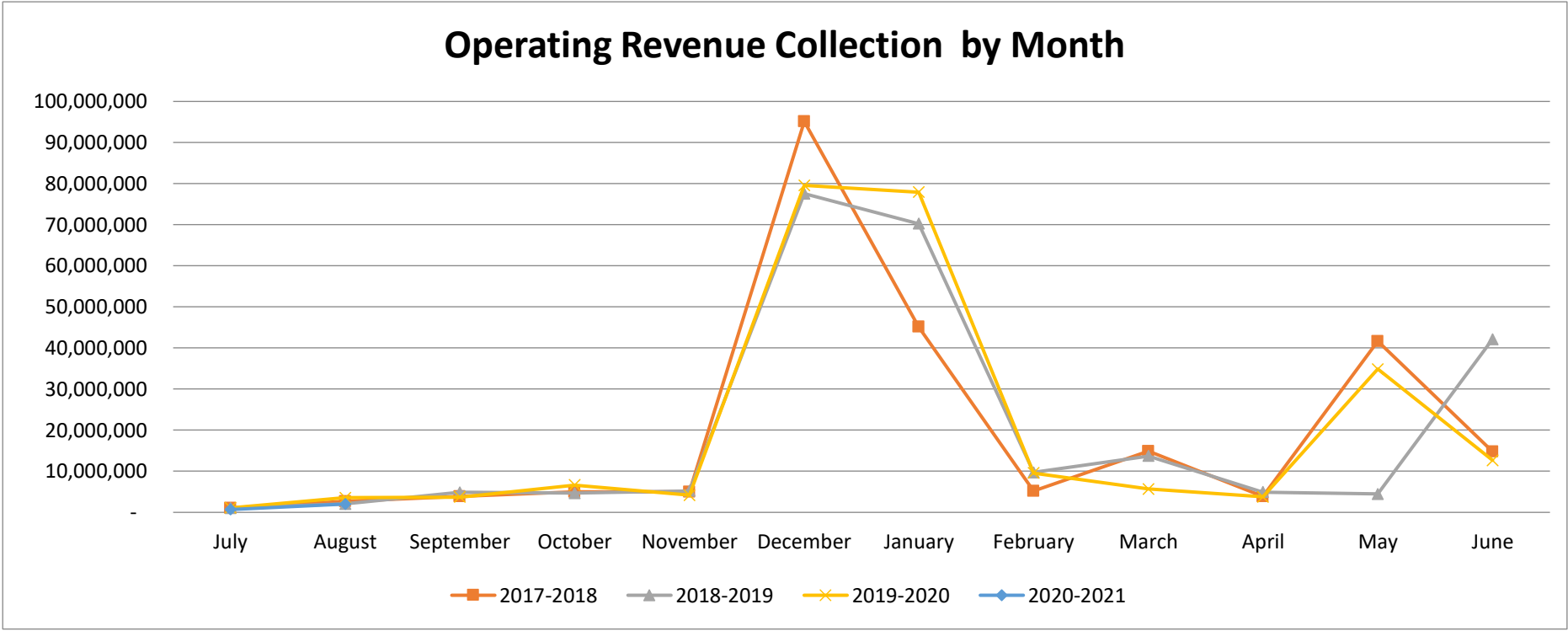


PARKWAY SCHOOL DISTRICT ACTUAL OPERATING EXPENDITURES



PARKWAY SCHOOL DISTRICT OPERATING FUND CASH AND INVESTMENTS





**Parkway School District
Recapitulation of Funds
Budget 2020-2021 With Restatement of Opening Balances**

FY2021 Full Year Budget

| | Operating | Debt Service | Capital Projects | 2014 Bond Issue | 2018 Bond Issue | All Funds |
|------------------------|------------------|---------------------|-------------------------|------------------------|------------------------|------------------|
| Beginning Fund Balance | 55,794,538 | 11,259,389 | 15,597,402 | 453,263 | 21,399,151 | 104,503,743 |
| Revenues | 244,465,802 | 25,270,410 | 735,148 | - | 55,100,000 | 325,571,360 |
| Expenses | 243,002,726 | 22,137,000 | 3,271,953 | - | 35,000,000 | 303,411,679 |
| Ending Fund Balance | 57,257,614 | 14,392,799 | 13,060,597 | 453,263 | 41,499,151 | 126,663,424 |

ACTUAL FY21 THROUGH 8/31/20

| | Operating | Debt Service | Capital Projects | 2014 Bond Issue | 2018 Bond Issue | All Funds |
|------------------------|------------------|---------------------|-------------------------|------------------------|------------------------|------------------|
| Beginning Fund Balance | 55,794,538 | 11,259,389 | 15,597,402 | 453,263 | 21,399,151 | 104,503,743 |
| Revenues | 2,719,283 | 147,911 | 54,795 | 601 | 10,006 | 2,932,596 |
| Expenses | 21,502,927 | 3,724,175 | 1,645,752 | 74,038 | 4,981,838 | 31,928,730 |
| Transfers | - | - | - | - | - | - |
| Ending Fund Balance | 37,010,894 | 7,683,125 | 14,006,445 | 379,826 | 16,427,319 | 75,507,609 |

ACTUAL FY20 THROUGH 8/31/19

| | Operating | Debt Service | Capital Projects | 2014 Bond Issue | 2018 Bond Issue | All Funds |
|------------------------|------------------|---------------------|-------------------------|------------------------|------------------------|------------------|
| Beginning Fund Balance | 48,429,219 | 36,159,219 | 9,572,874 | 1,695,162 | 54,457,598 | 150,314,072 |
| Revenues | 4,639,883 | 444,961 | 217,232 | - | - | 5,302,076 |
| Expenses | 27,207,574 | 4,532,493 | 1,934,892 | 214,258 | 1,907,559 | 35,796,776 |
| Transfers | - | - | - | - | - | - |
| Ending Fund Balance | 25,861,528 | 32,071,687 | 7,855,214 | 1,480,904 | 52,550,039 | 119,819,372 |

**PARKWAY SCHOOL DISTRICT
ACCRUAL BALANCE SHEET
August 31, 2020**

| | TOTAL- ALL FUNDS 8/31/2020 | TOTAL- ALL FUNDS 8/31/2019 |
|---|---|---|
| ASSETS | | |
| Cash & Investments | \$ 95,187,635 | 139,708,185 |
| Accounts Receivable | 396,098 | 719,035 |
| Inventories | 1,031,217 | 714,871 |
| Prepaid Expenses | 1,720,638 | 2,340,296 |
| Land | 3,457,837 | 3,457,837 |
| Land Improvements | 17,321,487 | 15,628,730 |
| Buildings/Improvements | 198,567,464 | 200,708,807 |
| Construction in Progress | 39,597,056 | 21,129,217 |
| Equipment | 11,248,236 | 12,077,431 |
| Total Assets | \$ 368,527,668 | 396,484,409 |
| LIABILITIES & FUND BALANCE | | |
| Accounts Payable - Operating Funds | \$ 1,586,245 | 2,045,912 |
| Accounts Payable - Bond Issue Funds | 231,943 | 25,864 |
| Accounts Payable - Medical Fund | 7,144 | - |
| Wages, Payroll Taxes, and Benefits Payable | 3,426,701 | 5,622,665 |
| Bonds Payable | 203,435,000 | 245,760,000 |
| Interest Payable | 2,475,953 | 2,860,637 |
| Liability for Compensated Absences | 1,731,286 | 1,135,584 |
| Liability for Early Retirement | 63,016 | 205,016 |
| Total Liabilities | \$ 212,957,288 | 257,655,678 |
| Bond Issue Fund Balance | 16,807,145 | 54,030,943 |
| Debt Service Fund Balance | 7,683,125 | 32,071,687 |
| Capital Projects Fund Balance | 14,006,445 | 7,855,214 |
| Equity in Fixed Assets less Long Term Liabilities | 62,486,825 | 3,040,785 |
| Medical Fund Balance | 17,575,946 | 15,968,574 |
| Operating Fund Balance | 37,010,894 | 25,861,528 |
| Total Fund Balance | \$ 155,570,380 | 138,828,731 |
| TOTAL LIABILITIES & FUND BALANCE | \$ 368,527,668 | 396,484,409 |

BREAKOUT OF CASH & INVESTMENT BALANCE

| | <u>8/31/2020</u> | <u>8/31/2019</u> |
|-------------------------------|------------------|------------------|
| MEDICAL FUND CASH | 17,583,090 | 15,968,575 |
| DEBT SERVICE FUND CASH | 7,718,215 | 32,071,451 |
| DEBT SERVICE FUND INVESTMENTS | - | 235 |
| BOND ISSUE FUND CASH | 16,575,202 | 53,997,274 |
| BOND ISSUE FUND INVESTMENTS | - | 7,805 |
| CAPITAL PROJECTS FUND CASH | 10,075,918 | 5,330,214 |
| OPERATING FUND CASH | 3,139,508 | 32,332,631 |
| OPERATING FUND INVESTMENTS | 40,095,702 | - |
| | <hr/> | |
| TOTAL | 95,187,635 | 139,708,185 |

RESTRICTED RESERVE

| | <u>8/31/2020</u> | <u>8/31/2019</u> |
|------------------|------------------|------------------|
| FOOD SERVICE | (581,175) | 335,711 |
| MEDICAL BENEFITS | 17,583,090 | 15,968,574 |
| STUDENT ACTIVITY | 2,767,148 | 2,897,968 |
| | <hr/> | |
| TOTAL | 19,769,063 | 19,202,253 |

PARKWAY SCHOOL DISTRICT
MODIFIED ACCRUAL REVENUE SCHEDULE
TOTAL ALL FUNDS

| | YEAR TO DATE 8/31/2020 | | | | YEAR TO DATE 8/31/2019 | | | | CHANGE FROM PRIOR YEAR | |
|--------------------------------------|------------------------|------------------|---------------|--------------------|------------------------|------------------|---------------|--------------------|------------------------|----------------|
| | BUDGETED | REVENUE | % | BALANCE TO | REVENUE** | REVENUE | % | BALANCE TO | CHANG \$ | % |
| | REVENUE | REALIZED | REALIZED | BE REALIZED | 6/30/2020 | REALIZED | REALIZED | BE REALIZED | | |
| LOCAL | | | | | | | | | | |
| Property Taxes | 182,290,324 | - | 0.00% | 182,290,324 | 180,190,372 | - | 0.00% | 180,190,372 | - | 0.00% |
| Delinquent Property Taxes | - | - | 0.00% | - | 1,892,029 | - | 0.00% | 1,892,029 | - | 0.00% |
| Sales Tax | 15,111,826 | - | 0.00% | 15,111,826 | 16,068,745 | - | 0.00% | 16,068,745 | - | 0.00% |
| M&M Surtax | 4,876,358 | - | 0.00% | 4,876,358 | 5,696,356 | - | 0.00% | 5,696,356 | - | 0.00% |
| Food Service | 4,119,807 | (4,213) | -0.10% | 4,124,020 | 3,223,037 | 497,745 | 15.44% | 2,725,292 | (501,958) | -15.57% |
| Other Local | 4,016,655 | 179,693 | 4.47% | 3,836,962 | 3,168,878 | 330,656 | 10.43% | 2,838,222 | (150,963) | -4.76% |
| VICC-VST Revenue | 7,012,893 | - | 0.00% | 7,012,893 | 7,440,889 | 148,708 | 2.00% | 7,292,181 | (148,708) | -2.00% |
| TOTAL LOCAL | 217,427,863 | 175,480 | 0.08% | 217,252,383 | 217,680,306 | 977,109 | 0.45% | 216,703,197 | (801,629) | -0.37% |
| INTEREST | 100,000 | 49,026 | 49.03% | 50,974 | 1,162,586 | 133,605 | 11.49% | 1,028,981 | (84,579) | -7.28% |
| COUNTY | 3,945,251 | 1,026,053 | 26.01% | 2,919,198 | 4,040,235 | 1,598,293 | 39.56% | 2,441,942 | (572,240) | -14.16% |
| STATE | | | | | | | | | | |
| Basic Formula | 2,322,225 | 279,774 | 12.05% | 2,042,451 | 3,504,068 | 360,303 | 10.28% | 3,143,765 | (80,529) | -2.30% |
| Classroom Trust | 6,606,335 | 851,985 | 12.90% | 5,754,350 | 5,079,240 | 965,601 | 19.01% | 4,113,639 | (113,616) | -2.24% |
| Transportation | 1,175,291 | 204,346 | 17.39% | 970,945 | 1,223,625 | 215,326 | 17.60% | 1,008,299 | (10,980) | -0.90% |
| Other State | 1,370,716 | 8,241 | 0.60% | 1,362,475 | 1,623,985 | - | 0.00% | 1,623,985 | 8,241 | 0.51% |
| TOTAL STATE | 11,474,567 | 1,344,346 | 11.72% | 10,130,221 | 11,430,918 | 1,541,230 | 13.48% | 9,889,688 | (196,884) | -1.72% |
| FEDERAL | | | | | | | | | | |
| Federal Food Service | 2,138,028 | 76,078 | 3.56% | 2,061,950 | 1,572,289 | - | 0.00% | 1,572,289 | 76,078 | 4.84% |
| Other Federal Entitlements | 2,689,923 | 19,226 | 0.71% | 2,670,697 | 2,596,807 | 23,948 | 0.92% | 2,572,859 | (4,722) | -0.18% |
| TOTAL FEDERAL | 4,827,951 | 95,304 | 1.97% | 4,732,647 | 4,169,096 | 23,948 | 0.57% | 4,145,148 | 71,356 | 1.71% |
| OTHER FINANCING SOURCES | | | | | | | | | | |
| Transportation Reimbursement | 3,057,297 | - | 0.00% | 3,057,297 | 2,105,429 | 19,563 | 0.93% | 2,085,866 | (19,563) | -0.93% |
| Tuition From Other Districts | 90,000 | - | 0.00% | 90,000 | 54,633 | 2,188 | 4.00% | 52,445 | (2,188) | -4.00% |
| Sale Of Property | 42,873 | 304 | 0.71% | 42,569 | 5,359 | 671 | 12.52% | 4,688 | (367) | -6.85% |
| TOTAL OTHER FINANCING SOURCES | 3,190,170 | 304 | 0.01% | 3,189,866 | 2,165,421 | 22,422 | 1.04% | 2,142,999 | (22,118) | -1.02% |
| SUB-TOTAL OPERATING REVENUE | 240,965,802 | 2,690,513 | 1.12% | 238,275,289 | 240,648,562 | 4,296,607 | 1.79% | 236,351,955 | (1,606,094) | -0.67% |
| STUDENT ACTIVITIES | 3,500,000 | 28,770 | 0.82% | 3,471,230 | 2,642,986 | 343,276 | 12.99% | 2,299,710 | (314,506) | -11.90% |
| TOTAL OPERATING REVENUE | 244,465,802 | 2,719,283 | 1.11% | 241,746,519 | 243,291,548 | 4,639,883 | 1.91% | 238,651,665 | (1,920,600) | -0.79% |
| NON-OPERATING REVENUES | | | | | | | | | | |
| 2019 Bond Issue | 55,000,000 | - | 0.00% | 55,000,000 | - | - | #DIV/0! | - | - | #DIV/0! |
| 2019 Bond Issue Interest/Premium | 100,000 | 10,006 | 0.00% | 89,994 | 773,522 | - | 0.00% | 773,522 | 10,006 | 1.29% |
| 2014 Bond Issue Interest/Premium | - | 601 | 0.00% | (601) | 23,913 | - | 0.00% | 23,913 | 601 | 2.51% |
| Debt Service Property Taxes | 24,483,926 | - | 0.00% | 24,483,926 | 25,013,679 | - | 0.00% | 25,013,679 | - | 0.00% |
| Debt Service Delinquent Prop. Taxes | - | - | 0.00% | - | 262,648 | - | 0.00% | 262,648 | - | 0.00% |
| Debt Service Interest/Premium | 100,000 | 5,476 | 5.48% | 94,524 | 706,363 | 270,992 | 38.36% | 435,371 | (265,516) | -37.59% |
| Debt Service County Revenue | 686,484 | 142,435 | 20.75% | 544,049 | 740,637 | 173,969 | 23.49% | 566,668 | (31,534) | -4.26% |
| Cap. Projects Property Taxes | - | - | #DIV/0! | - | 6,769,007 | - | 0.00% | 6,769,007 | - | 0.00% |
| Cap. Projects Delinquent Prop. Taxes | - | - | 0.00% | - | 71,076 | - | 100.00% | 71,076 | - | 0.00% |
| Capital Projects Other | 484,648 | 38,545 | 7.95% | 211,455 | 641,238 | 94,473 | 0.00% | 546,765 | (55,928) | -8.72% |
| Marketing Agreement | 250,000 | 16,250 | 6.50% | - | 232,917 | 122,083 | 52.41% | 110,834 | (105,833) | -45.44% |
| Capital Interest/Premium | 500 | - | 0.00% | 500 | 676 | 676 | 100.00% | - | (676) | -100.00% |
| TOTAL ALL REVENUE SOURCES | 325,571,360 | 2,932,596 | 0.90% | 322,638,764 | 278,527,224 | 5,302,076 | 1.90% | 273,225,148 | (2,369,480) | -0.85% |

EXPENDITURE SUMMARY BY OBJECT
TOTAL ALL FUNDS
AUGUST 31, 2020

| | BUDGET | ACTUAL | % | ACTUAL** | ACTUAL | % | CHANGE FROM PRIOR YEAR | |
|---|--------------------|-------------------------------|-----------------------|----------------------------|-------------------------------|-----------------------|------------------------|----------------|
| | 2019-2020 | EXPENDITURES YTD 8/31/2020 | EXPENDED 2019-2020 | EXPENDITURES 06/30/2020 | EXPENDITURES YTD 8/31/2019 | EXPENDED 2018-2019 | \$ | % |
| SALARIES | | | | | | | | |
| Certificated | 104,678,570 | 7,725,350 | 7.38% | 100,989,981 | 11,637,740 | 11.52% | (3,912,390) | -4.14% |
| Classified | 38,735,260 | 3,465,289 | 8.95% | 37,370,335 | 4,197,066 | 11.23% | (731,777) | -2.28% |
| Administrative | 13,309,405 | 2,421,282 | 18.19% | 12,840,418 | 2,432,540 | 18.94% | (11,258) | -0.75% |
| TOTAL SALARIES | 156,723,235 | 13,611,921 | 8.69% | 151,200,734 | 18,267,346 | 12.08% | (4,655,425) | -3.40% |
| | | | | | | | - | |
| BENEFITS | | | | | | | | |
| Retirement, Social Security and Medicare | 26,517,463 | 2,303,108 | 8.69% | 25,520,522 | 3,018,694 | 11.83% | (715,586) | -3.14% |
| Medical, Dental and Life Insurance | 27,789,330 | 2,353,018 | 8.47% | 26,744,572 | 1,961,008 | 7.33% | 392,010 | 1.13% |
| TOTAL BENEFITS | 54,306,793 | 4,656,126 | 8.57% | 52,265,094 | 4,979,702 | 9.53% | (323,576) | -0.95% |
| PURCHASED SERVICES | | | | | | | | |
| Substitute Services | 2,919,373 | 51,726 | 1.77% | 2,167,474 | 33,604 | 1.55% | 18,122 | 0.22% |
| Tuition | 170,000 | (45,469) | -26.75% | 136,709 | 27,976 | 20.46% | (73,445) | -47.21% |
| Professional Services | 2,379,663 | 178,064 | 7.48% | 1,716,240 | 269,791 | 15.72% | (91,727) | -8.24% |
| Audit | 36,200 | - | 0.00% | 36,300 | 8,500 | 23.42% | (8,500) | -23.42% |
| Technical Services | 90,400 | 28,252 | 31.25% | 82,545 | 16,535 | 20.03% | 11,717 | 11.22% |
| Legal Services | 200,000 | - | 0.00% | 201,934 | 21,599 | 10.70% | (21,599) | -10.70% |
| Property Services | 2,581,347 | 238,197 | 9.23% | 2,605,121 | 308,913 | 11.86% | (70,716) | -2.63% |
| Travel & Contracted Trans. | 1,810,595 | 1,377 | 0.08% | 1,383,405 | 31,063 | 2.25% | (29,686) | -2.17% |
| Property Insurance | 875,336 | - | 0.00% | 859,274 | - | 0.00% | - | 0.00% |
| Liability Insurance | 905,380 | - | 0.00% | 891,034 | 8,984 | 1.01% | (8,984) | -1.01% |
| Other Purchased Services | 1,709,529 | 282,976 | 16.55% | 1,899,586 | 319,289 | 16.81% | (36,313) | -0.26% |
| TOTAL PURCHASED SERVICES | 13,677,823 | 735,123 | 5.37% | 11,979,622 | 1,046,254 | 8.73% | (311,131) | -3.36% |
| CONSUMABLES | | | | | | | | |
| General Supplies | 3,841,352 | 406,635 | 10.59% | 4,897,717 | 474,657 | 9.69% | (68,022) | 0.89% |
| Instructional Supplies | 7,121,559 | 1,564,367 | 21.97% | 5,664,504 | 1,464,858 | 25.86% | 99,509 | -3.89% |
| Library Books | 371,732 | 161,742 | 43.51% | 312,648 | 141,501 | 45.26% | 20,241 | -1.75% |
| Gasoline/Diesel | 681,521 | 11,733 | 1.72% | 426,866 | 17,621 | 4.13% | (5,888) | -2.41% |
| Energy Services | 3,540,000 | 260,681 | 7.36% | 2,944,293 | 333,504 | 11.33% | (72,823) | -3.96% |
| Food Service Supplies | 2,738,711 | 3,895 | 0.14% | 1,780,307 | 222,773 | 12.51% | (218,878) | -12.37% |
| TOTAL CONSUMABLES | 18,294,875 | 2,409,053 | 13.17% | 16,026,335 | 2,654,914 | 16.57% | (245,861) | -3.40% |
| OPERATING LEASES | - | - | 0.00% | 2,465 | - | 0.00% | - | 0.00% |
| SUBTOTAL OPERATING EXPENSES | 243,002,726 | 21,412,223 | 8.81% | 231,474,250 | 26,948,216 | 11.64% | (5,535,993) | -2.83% |
| STUDENT ACTIVITIES | 3,500,000 | 90,704 | 2.59% | 2,451,979 | 259,358 | 10.58% | (168,654) | -7.99% |
| ANTICIPATED EXPENDITURE SAVINGS | (3,500,000) | - | 0.00% | - | - | 0.00% | - | 0.00% |
| TOTAL OPERATING EXPENSES | 243,002,726 | 21,502,927 | 8.85% | 233,926,229 | 27,207,574 | 11.63% | (5,704,647) | -2.78% |
| CAPITAL OUTLAY - NON BOND EXPENSES | | | | | | | | |
| Land Improvement | 62,000 | 189,963 | 306.39% | 44,255 | - | 0.00% | 189,963 | 306.39% |
| Building Alterations | 470,000 | 29,037 | 6.18% | 493,184 | 56,628 | 11.48% | (27,591) | -5.30% |
| General Equipment | 384,655 | 10,148 | 2.64% | 715,033 | 108,217 | 15.13% | (98,069) | -12.50% |
| Instructional Equipment | 90,016 | 12,949 | 14.39% | 133,851 | 12,355 | 9.23% | 594 | 5.15% |
| Technology Equipment | 330,000 | - | 0.00% | 665,357 | 633,007 | 95.14% | (633,007) | -95.14% |
| Student Activity | 24,000 | 1,345 | 5.60% | 161,707 | 16,377 | 10.13% | -4,522 | -4.52% |
| Vehicles | 175,000 | - | 0.00% | 84,272 | - | 0.00% | - | 0.00% |
| School Buses | 1,407,301 | 1,357,748 | 96.48% | 1,183,173 | 1,063,244 | 100.00% | 294,504 | -3.52% |
| TOTAL CAPITAL OUTLAY | 2,942,972 | 1,601,190 | 54.41% | 3,480,832 | 1,889,828 | 54.29% | (288,638) | 0.11% |
| 2014 BOND ISSUE EXPENDITURES | - | 74,038 | 0.00% | 1,265,812 | 214,258 | 16.93% | (140,220) | -16.93% |
| 2018 BOND ISSUE EXPENDITURES | 35,000,000 | 4,981,838 | 14.23% | 33,831,969 | 1,907,559 | 0.00% | 3,074,279 | 14.23% |
| CAPITAL FUND - BUS LEASES | 328,981 | 44,562 | 13.55% | 209,554 | 45,064 | 21.50% | (502) | -7.96% |
| DEBT SERVICE - GO BONDS | 22,137,000 | 3,724,175 | 16.82% | 51,623,157 | 4,532,493 | 8.78% | (808,318) | 8.04% |
| GRAND TOTAL EXPENSES | 303,411,679 | 31,928,730 | 10.52% | 324,337,553 | 35,796,776 | 11.04% | (3,868,045) | -0.51% |

**FOOD SERVICE
STATEMENT OF INCOME AND EXPENSE
August 31, 2020**

| | | <u>BUDGET FY20</u> | <u>CURRENT MONTH</u> | <u>ACTUAL EXPENDITURES YTD 8/31/2020</u> | <u>% EXPENDED</u> | <u>PRIOR YEAR ACTUAL FY20</u> | <u>PRIOR YEAR TO DATE JULY 2019</u> | <u>PRIOR YEAR % EXPENDED</u> |
|--------------------------------------|-----------------|------------------------|--------------------------|--|-------------------|-----------------------------------|---|----------------------------------|
| RESERVE FOOD SERVICE SURPLUS | -2281.2% | | (\$746,676) | (\$746,676) | | \$34,233 | \$34,233 | |
| INCOME | | | | | | | | |
| LOCAL | -100.8% | 4,070,811 | (\$4,213) | (\$4,213) | -0.10% | \$3,340,302 | \$497,745 | 14.90% |
| STATE | #DIV/0! | 38,039 | \$174 | \$174 | 0.46% | \$16,277 | \$0 | 0.00% |
| FEDERAL | #DIV/0! | 2,112,600 | \$120,964 | \$120,964 | 5.73% | \$1,518,152 | \$0 | 0.00% |
| TOTAL INCOME | -76.5% | 6,221,450 | \$116,925 | \$116,925 | 1.88% | \$4,874,731 | \$497,745 | 10.21% |
| COST OF GOODS SOLD: | | | | | | | | |
| Beginning Inventory | 86.0% | | \$281,567 | \$281,567 | | \$151,400 | \$151,400 | 100.00% |
| Add: Purchases-Food | -98.3% | 3,000,000 | \$3,895 | \$3,895 | 0.13% | \$1,939,855 | \$222,773 | 11.48% |
| Purchases-Other | -88.1% | 236,280 | \$4,329 | \$4,329 | 1.83% | \$198,486 | \$36,419 | 18.35% |
| Goods Available | -29.4% | | \$289,792 | \$289,792 | | \$2,289,741 | \$410,592 | 17.93% |
| Less: Ending Inventory | 2.7% | | \$549,160 | \$549,160 | | \$281,567 | \$534,477 | 189.82% |
| TOTAL COST OF GOODS | 109.4% | 3,236,280 | (\$259,368) | (\$259,368) | -8.01% | \$2,008,174 | (\$123,885) | -6.17% |
| GROSS MARGIN | -39.5% | \$2,985,170 | \$376,293 | \$376,293 | 12.61% | \$2,866,557 | \$621,630 | 21.69% |
| OPERATION COSTS: | | | | | | | | |
| Salaries | -43.9% | 2,144,495 | \$90,728 | \$90,728 | 4.23% | \$2,286,973 | \$161,718 | 7.07% |
| Fringe Benefits | -22.3% | 1,227,870 | \$106,584 | \$106,584 | 8.68% | \$1,162,890 | \$137,257 | 11.80% |
| Purchased Services | -28.1% | 91,716 | \$7,304 | \$7,304 | 7.96% | \$83,921 | \$10,152 | 12.10% |
| Operating Supplies | -76.9% | 68,955 | \$2,052 | \$2,052 | 2.98% | \$41,204 | \$8,900 | 21.60% |
| Credit for Services | -100.0% | (100,000) | \$0 | \$0 | 0.00% | (\$102,653) | (\$7,565) | 7.37% |
| Total Operating Costs | -33.4% | 3,433,036 | \$206,667 | \$206,667 | 6.02% | \$3,472,335 | \$310,461 | 8.94% |
| INCOME (LOSS) FROM OPERATIONS | -45.5% | (447,866) | \$169,626 | \$169,626 | | (\$605,778) | \$311,169 | -51.37% |
| EQUIPMENT | | 200,000 | \$4,124 | \$4,124 | 2.06% | \$175,132 | \$9,691 | 5.53% |
| RESERVE FOOD SERVICE SURPLUS | -273.1% | | (\$581,175) | (\$581,175) | | (\$746,676) | \$335,711 | -44.96% |

**Parkway School District
Building Location Recap Report**

Fiscal Year 2021 Through Period 2 Run Date: 10-06-2020 @ 14:26:55

| | Budget | Expended | Encumbrances | Unexpended |
|------------------------------------|---------------------|-------------------|---------------------|---------------------|
| FERN RIDGE HIGH | 14,760.00 | 766.12 | 1,879.90 | 12,113.98 |
| CENTRAL HIGH | 225,851.00 | 11,474.53 | 48,655.49 | 165,720.98 |
| NORTH HIGH | 200,204.00 | 12,118.27 | 29,846.42 | 158,239.31 |
| WEST HIGH | 258,484.00 | 25,341.26 | 31,361.03 | 201,781.71 |
| SOUTH HIGH | 302,026.00 | 19,913.42 | 48,021.23 | 234,091.35 |
| SOUTHWEST MIDDLE | 82,692.70 | 3,594.04 | 10,312.05 | 68,786.61 |
| CENTRAL MIDDLE | 119,799.00 | 13,061.69 | 6,157.76 | 100,579.55 |
| NORTHEAST MIDDLE | 116,907.00 | 1,114.80 | 41,348.80 | 74,443.40 |
| SOUTH MIDDLE | 81,880.00 | 13,183.43 | 11,966.57 | 56,730.00 |
| WEST MIDDLE | 147,989.00 | 13,079.05 | 14,780.58 | 120,129.37 |
| MCKELVEY PRIMARY | 18,000.00 | 0.00 | 0.00 | 18,000.00 |
| BARRETS ELEM. | 46,491.00 | 10,232.39 | 4,232.69 | 32,025.92 |
| BELLERIVE ELEM. | 48,947.00 | 7,974.41 | 1,750.00 | 39,222.59 |
| CARMAN TRAILS ELEM. | 51,300.00 | 2,586.31 | 9,713.07 | 39,000.62 |
| CLAYMONT ELEM. | 66,967.00 | 8,439.09 | 2,703.26 | 55,824.65 |
| CRAIG ELEM. | 53,165.00 | 2,095.20 | 0.00 | 51,069.80 |
| GREEN TRAILS ELEM. | 53,293.00 | 2,840.37 | 335.00 | 50,117.63 |
| HANNA WOODS ELEM. | 58,140.00 | 1,354.11 | 802.45 | 55,983.44 |
| HENRY ELEM. | 77,830.00 | 2,102.42 | 5,000.00 | 70,727.58 |
| HIGHCROFT ELEM. | 53,676.00 | 936.56 | 3,000.00 | 49,739.44 |
| MASON RIDGE ELEM. | 58,788.00 | 3,232.06 | 17,006.40 | 38,549.54 |
| MCKELVEY INTERMEDIATE | 91,688.00 | 9,743.79 | 4,938.10 | 77,006.11 |
| OAK BROOK ELEM. | 60,066.00 | 1,274.83 | 3,742.05 | 55,049.12 |
| PIERREMONT ELEM. | 60,577.00 | 2,993.21 | 2,349.25 | 55,234.54 |
| RIVER BEND ELEM. | 60,876.00 | 3,600.82 | 2,625.75 | 54,649.43 |
| ROSS ELEM. | 57,766.00 | 1,422.79 | 3,959.77 | 52,383.44 |
| SORRENTO SPRINGS ELEM. | 31,311.00 | -636.36 | 2,658.81 | 29,288.55 |
| SHENANDOAH VALLEY ELEM. | 60,322.00 | 3,201.30 | 7,145.82 | 49,974.88 |
| WREN HOLLOW ELEM. | 56,615.00 | 706.72 | 9,560.33 | 46,347.95 |
| Grand Total for Funds 10-12 | 2,603,910.70 | 166,301.35 | 246,055.20 | 2,191,554.15 |
| Grand Total for Fund 20 | 0.00 | 0.00 | 0.00 | 0.00 |
| Grand Total for Fund 30 | 0.00 | 0.00 | 0.00 | 0.00 |
| Grand Total for Funds 40-41 | 12,500.00 | 11,445.28 | 79,797.38 | -78,742.66 |
| Grand Total All | 2,616,410.70 | 177,746.63 | 325,852.58 | 2,112,811.49 |

**Parkway School District
Consolidated Budget - Programs Recap Report**

Fiscal Year 2021 Through Period 2 Run Date: 10-06-2020 @ 14:28:10

| | Budget | Expended | Encumbrances | Unexpended |
|--------------------------|----------------|--------------|--------------|---------------|
| SPECIAL READING | 19,297.00 | 2,386.80 | 82.82 | 16,827.38 |
| COMM ARTS | 184,288.00 | 8,442.19 | 6,879.19 | 168,966.62 |
| MATHEMATICS | 80,852.80 | 754.38 | 729.24 | 79,369.18 |
| FINE ARTS | 329,311.00 | 40,205.09 | 69,543.91 | 219,562.00 |
| PHYSICAL EDUCATION | 63,187.00 | 576.27 | 4,421.77 | 58,188.96 |
| SCIENCE | 109,333.00 | 72.64 | 2,513.20 | 106,747.16 |
| SOCIAL STUDIES | 95,666.00 | 920.38 | 327.80 | 94,417.82 |
| INSTRUCTIONAL TECHNOLOGY | 91,475.00 | -155.76 | 213.67 | 91,417.09 |
| GUIDANCE | 21,670.00 | 84.30 | 0.00 | 21,585.70 |
| ART | 119,210.00 | 4,268.68 | 30,773.03 | 84,168.29 |
| BLDG ADMIN SERVICES | 1,480,952.00 | 84,971.10 | 164,006.19 | 1,231,974.71 |
| AUDIO VISUAL SERVICES | 5,100.00 | 0.00 | 0.00 | 5,100.00 |
| BUSINESS EDUCATION | 32,110.00 | 930.61 | 0.00 | 31,179.39 |
| MODERN CLASSICAL LANG | 40,320.00 | 10,076.80 | 944.84 | 29,298.36 |
| FAMILY AND CONSUMER SC | 62,835.00 | 377.74 | 0.00 | 62,457.26 |
| INDUSTRIAL ARTS | 36,058.00 | 0.00 | 2,818.20 | 33,239.80 |
| STUDENT BODY ACT | 86,790.00 | 27,543.32 | 96,329.08 | -37,082.40 |
| COOP VOC ED | 369,890.00 | 10,191.64 | 189,983.27 | 169,715.09 |
| UNIFIED STUDIES | 2,322.00 | 129.00 | 0.00 | 2,193.00 |
| SPEECH | 19,603.90 | 259.96 | 0.00 | 19,343.94 |
| LIBRARY SVCS | 67,741.00 | 16,108.29 | 2,645.63 | 48,987.08 |
| HEALTH ED | 6,267.00 | 1.40 | 217.91 | 6,047.69 |
| EEE CAMP | 43,575.00 | -2,620.50 | 0.00 | 46,195.50 |
| GIFTED EDUCATION | 35,701.00 | 555.00 | 50.00 | 35,096.00 |
| DRUG FREE SCHOOL | 14,265.00 | 11,041.68 | 0.00 | 3,223.32 |
| ADC | 9,450.00 | 86,873.32 | 0.00 | -77,423.32 |
| SUMMER SCHOOL | 160,000.00 | 31,944.88 | 20,000.00 | 108,055.12 |
| INSTRUCTIONAL STAFFING | 212,800,028.00 | 9,841,820.24 | 0.00 | 202,958,207.7 |
| BLDG LEVEL STAFFING | 0.00 | 2,495,674.41 | 0.00 | -2,495,674.41 |
| SPECIAL SERVICES | 92,388.00 | 62,704.29 | 0.00 | 29,683.71 |
| ESOL | 28,312.00 | 353.27 | 8,939.22 | 19,019.51 |
| ATHLETICS | 849,786.00 | 275,775.54 | 254,643.51 | 319,366.95 |
| ADULT BASIC EDUCATION | 1,717,757.00 | 174,531.90 | 0.00 | 1,543,225.10 |
| SWIM CLUB | 139,600.00 | 70,259.59 | 0.00 | 69,340.41 |
| EARLY CHILDHOOD | 93,000.00 | 123,517.52 | 2,328.60 | -32,846.12 |
| PRESCHOOLS | 267,400.00 | 234,130.03 | 0.00 | 33,269.97 |
| PARK ROCK COMM ED | 102,500.00 | 14,524.56 | 0.00 | 87,975.44 |
| STUDENT SERVICES | 126,980.00 | 10,849.62 | 0.00 | 116,130.38 |

**Parkway School District
Program Budget - Programs Recap Report**

Fiscal Year 2021 Through Period 2 Run Date: 10-06-2020 @ 14:29:03

| | Budget | Expended | Encumbrances | Unexpended |
|-----------------------------------|---------------|-----------------|---------------------|-------------------|
| SPECIAL READING | 7,842.00 | 2,032.30 | 63.27 | 5,746.43 |
| COMM ARTS | 130,059.00 | 4,199.30 | 314.38 | 125,545.32 |
| MATHEMATICS | 71,593.80 | 558.01 | 729.24 | 70,306.55 |
| FINE ARTS | 308,097.00 | 32,722.33 | 67,384.33 | 207,990.34 |
| PHYSICAL EDUCATION | 45,797.00 | 576.27 | 1,914.00 | 43,306.73 |
| SCIENCE | 100,651.00 | 72.64 | 1,864.84 | 98,713.52 |
| SOCIAL STUDIES | 81,215.00 | 522.47 | 0.00 | 80,692.53 |
| INSTRUCTIONAL TECHNOLOGY | 33,616.00 | 995.85 | 96.28 | 32,523.87 |
| GUIDANCE | 15,109.00 | 84.30 | 0.00 | 15,024.70 |
| ART | 72,495.00 | 3,714.88 | 22,655.51 | 46,124.61 |
| BLDG ADMIN SERVICES | 923,269.00 | 59,890.09 | 121,664.10 | 741,714.81 |
| AUDIO VISUAL SERVICES | 4,800.00 | 0.00 | 0.00 | 4,800.00 |
| BUSINESS EDUCATION | 32,110.00 | 930.61 | 0.00 | 31,179.39 |
| MODERN CLASSICAL LANG | 40,320.00 | 10,076.80 | 944.84 | 29,298.36 |
| FAMILY AND CONSUMER SC | 62,835.00 | 377.74 | 0.00 | 62,457.26 |
| INDUSTRIAL ARTS | 36,058.00 | 0.00 | 2,818.20 | 33,239.80 |
| STUDENT BODY ACT | 86,790.00 | 27,543.32 | 96,329.08 | -37,082.40 |
| COOP VOC ED | 369,890.00 | 10,191.64 | 189,983.27 | 169,715.09 |
| UNIFIED STUDIES | 2,322.00 | 129.00 | 0.00 | 2,193.00 |
| SPEECH | 19,603.90 | 259.96 | 0.00 | 19,343.94 |
| LIBRARY SVCS | 47,762.00 | 16,055.06 | 1,624.67 | 30,082.27 |
| HEALTH ED | 5,187.00 | 1.40 | 217.91 | 4,967.69 |
| EEE CAMP | 43,575.00 | -2,620.50 | 0.00 | 46,195.50 |
| GIFTED EDUCATION | 28,445.00 | 360.00 | 50.00 | 28,035.00 |
| DRUG FREE SCHOOL | 14,265.00 | 11,041.68 | 0.00 | 3,223.32 |
| INSTRUCTIONAL STAFFING | 0.00 | 9,687,051.41 | 0.00 | -9,687,051.41 |
| BLDG LEVEL STAFFING | 0.00 | 2,413,986.97 | 0.00 | -2,413,986.97 |
| ESOL | 812.00 | 199.97 | 2,262.02 | -1,649.99 |
| ATHLETICS | 0.00 | 114,578.37 | 22,750.00 | -137,328.37 |
| PARK ROCK COMM ED | 100,000.00 | 0.00 | 0.00 | 100,000.00 |
| PUPIL PERSONNEL | 100.00 | 60,348.22 | 0.00 | -60,248.22 |
| HEALTH SERVICES | 0.00 | 188,866.27 | 0.00 | -188,866.27 |
| TEACH LEARN ACCOUNTABILITY | 0.00 | 688,085.64 | 222,675.44 | -910,761.08 |
| PROFESSIONAL LEARNING | 0.00 | 833.00 | 4,800.00 | -5,633.00 |
| READING DIAGNOSTICS | 0.00 | 0.00 | 3,000.00 | -3,000.00 |
| INSTRUC TECH LIBRARY MEDIA | 0.00 | 98,443.41 | 22,058.91 | -120,502.32 |

**Parkway School District
Program Budget - Programs Recap Report**

Fiscal Year 2021 Through Period 2 Run Date: 10-06-2020 @ 14:29:03

| | Budget | Expended | Encumbrances | Unexpended |
|------------------------------------|---------------------|----------------------|----------------------|-----------------------|
| SPECIAL PROJECTS | 0.00 | 2,635.00 | 0.00 | -2,635.00 |
| FOOD SERVICES | 0.00 | 110,423.36 | 0.00 | -110,423.36 |
| SCHOOL STORES | 19,550.00 | 57.96 | 36,024.84 | -16,532.80 |
| TECHNOLOGY | 0.00 | 120,112.15 | 0.00 | -120,112.15 |
| FACILITY OPERATIONS | 0.00 | 693,236.12 | 0.00 | -693,236.12 |
| PLANNING | 0.00 | -1,937.50 | 0.00 | 1,937.50 |
| SUSTAINABILITY | 0.00 | 255,565.86 | 53,190.00 | -308,755.86 |
| 2014 BOND | 125,000.00 | 26,026.80 | 96,375.70 | 2,597.50 |
| 2018 BOND | 0.00 | 3,987,312.22 | 11,162,024.94 | -15,149,337.16 |
| FEDERAL GRANTS | 0.00 | 124,235.65 | 13,724.00 | -137,959.65 |
| | | | | |
| Grand Total for Funds 10-12 | 2,529,668.70 | 2,922,011.07 | 819,948.96 | -1,212,291.33 |
| Grand Total for Fund 20 | 0.00 | 11,804,421.97 | 0.00 | -11,804,421.97 |
| Grand Total for Fund 30 | 0.00 | 0.00 | 0.00 | 0.00 |
| Grand Total for Funds 40-41 | 299,500.00 | 36,030.77 | 165,565.87 | -15,051,433.80 |
| | | | | |
| Grand Total All | 2,829,168.70 | 18,749,776.03 | 12,147,539.77 | -28,068,147.10 |

**Parkway School District
Consolidated Budget - Programs Recap Report**

Fiscal Year 2021 Through Period 2 Run Date: 10-06-2020 @ 14:28:10

| | Budget | Expended | Encumbrances | Unexpended |
|---------------------------------------|---------------|-----------------|---------------------|-------------------|
| PUPIL PERSONNEL | 206,073.68 | 190,219.59 | 750.00 | 15,104.09 |
| HEALTH SERVICES | 222,565.00 | 346,392.67 | 31,059.24 | -154,886.91 |
| GUIDANCE AND COUNSELING | 59,700.00 | 51,830.27 | 0.00 | 7,869.73 |
| SEB SUPPORT | 48,850.00 | -383.79 | 6,555.00 | 42,678.79 |
| TEACH LEARN ACCOUNTABILITY | 2,168,919.00 | 1,100,551.42 | 336,006.09 | 732,361.49 |
| PROFESSIONAL LEARNING | 373,283.00 | 179,406.72 | 9,000.00 | 184,876.28 |
| READING DIAGNOSTICS | 40,004.00 | 7,837.26 | 3,000.00 | 29,166.74 |
| EVALUATION | 83,802.00 | 86,805.82 | 1,498.49 | -4,502.31 |
| INSTRUC TECH LIBRARY MEDIA | 411,915.00 | 236,781.70 | 22,058.91 | 153,074.39 |
| STUDENT ASSESSMENT | 166,480.00 | 23,518.29 | 24,050.00 | 118,911.71 |
| PROGRESS MONITORING | 0.00 | 22,534.77 | 0.00 | -22,534.77 |
| BOARD OF EDUCATION | 137,274.00 | 36,633.00 | 9,000.00 | 91,641.00 |
| SUPERINTENDENT | 45,000.00 | 85,111.31 | 0.00 | -40,111.31 |
| DISTRICT DUES | 159,040.00 | 79,731.62 | 40,813.13 | 38,495.25 |
| LEGAL SERVICES | 200,000.00 | 0.00 | 0.00 | 200,000.00 |
| DEPUTY SUPERINTENDENT | 88,484.00 | 49,161.97 | 30,988.00 | 8,334.03 |
| ASST SUPER OF STUDENT SERVICES | 56,640.00 | 37,092.24 | 0.00 | 19,547.76 |
| CHIEF FINANCIAL OFFICER | 9,697.00 | 60,130.41 | 461.40 | -50,894.81 |
| COMMUNICATIONS | 167,176.00 | 176,212.51 | 17,200.00 | -26,236.51 |
| SAFETY SECURITY | 783,633.00 | 84,528.83 | 712,056.52 | -12,952.35 |
| SPECIAL PROJECTS | 320,841.00 | 13,141.74 | 0.00 | 307,699.26 |
| FINANCE | 117,427.00 | 147,037.82 | 8,413.42 | -38,024.24 |
| INTERNAL EQUIP FIN | 478,448.00 | 75,673.73 | 453,262.24 | -50,487.97 |
| RISK MGMT | 2,380,216.00 | -35,407.77 | 118,209.77 | 2,297,414.00 |
| FOOD SERVICES | 3,648,153.46 | 219,016.22 | 2,386,102.12 | 1,043,035.12 |
| PURCHASING | 230,260.00 | 113,991.38 | 10,310.00 | 105,958.62 |
| PRINT SHOP | -30,185.00 | 15,409.25 | 10,265.76 | -55,860.01 |
| SCHOOL STORES | 22,950.00 | 6,905.64 | 36,024.84 | -19,980.48 |
| WAREHOUSE | 43,303.00 | 102,273.32 | 4,710.01 | -63,680.33 |
| MAILROOM | 21,600.00 | 9,727.72 | 2,363.31 | 9,508.97 |
| TECHNOLOGY | 3,637,335.00 | 1,228,616.63 | 350,278.05 | 2,058,440.32 |
| HUMAN RESOURCES | 162,152.00 | 168,209.25 | 12,083.35 | -18,140.60 |
| TRANSPORTATION | 2,026,038.00 | 1,643,392.98 | 458,099.07 | -75,454.05 |
| SSD TRANSPORTATION | 245,970.00 | 82,737.22 | 0.00 | 163,232.78 |
| STUDENTS IN TRANSITION | 1,050,000.00 | 224.00 | 776.00 | 1,049,000.00 |
| FACILITY OPERATIONS | 376,000.00 | 960,098.65 | 161,850.52 | -745,949.17 |
| FACILITY MAINTENANCE | 1,012,795.00 | 565,445.95 | 621,857.20 | -174,508.15 |
| GROUNDS MAINTENANCE | 685,011.25 | 243,308.00 | 256,293.80 | 185,409.45 |

**Parkway School District
Consolidated Budget - Programs Recap Report**

Fiscal Year 2021 Through Period 2 Run Date: 10-06-2020 @ 14:28:10

| | Budget | Expended | Encumbrances | Unexpended |
|------------------------------------|-----------------------|----------------------|----------------------|---------------------------|
| PLANNING | 547,920.00 | 398,539.11 | 147,844.00 | 1,536.89 |
| ENVIRONMENTAL SVCS | 248,700.00 | 51,922.67 | 115,368.74 | 81,408.59 |
| FACILITY MANAGEMENT | 463,525.00 | 81,498.06 | 3,208.13 | 378,818.81 |
| SUSTAINABILITY | 4,753,524.00 | 280,148.30 | 3,742,954.11 | 730,421.59 |
| REBATE PROJECTS | 50,000.00 | 1,425.00 | 3,050.00 | 45,525.00 |
| 2014 BOND | 125,000.00 | 26,026.80 | 96,375.70 | 2,597.50 |
| 2018 BOND | 36,852,569.28 | 4,981,838.23 | 11,138,073.34 | 20,732,657.71 |
| DEBT SERVICE | 22,137,000.00 | 3,724,175.01 | 6,250.00 | 18,406,574.99 |
| STATE GRANTS | 0.00 | 24,563.67 | 0.00 | -24,563.67 |
| FEDERAL GRANTS | 243,278.00 | 191,740.10 | 107,714.22 | -56,176.32 |
| LOCAL GRANTS | 27,200.00 | 20,826.66 | 18,850.00 | -12,476.66 |
| | | | | |
| Grand Total for Funds 10-12 | 242,166,442.09 | 8,008,473.26 | 10,254,623.23 | 223,903,345.6 n |
| Grand Total for Fund 20 | 2,682,623.00 | 13,403,750.78 | 0.00 | -10,721,127.78 |
| Grand Total for Fund 30 | 22,137,000.00 | 3,724,175.01 | 6,250.00 | 18,406,574.99 |
| Grand Total for Funds 40-41 | 3,271,953.00 | 1,718,444.85 | 974,528.99 | 21,311,636.87 |
| | | | | |
| Grand Total All | 307,110,587.37 | 31,836,682.13 | 22,373,475.56 | 252,900,429.6 r |

• **GLOSSARY**

ACCOUNTS PAYABLE - Unpaid amounts currently owed to vendors for goods and services provided.

ACCOUNTS RECEIVABLE - Revenues earned but not yet received by the District.

AMOUNT PROVIDED FOR BOND PRINCIPAL - Amount available to meet current and future bond payments.

AMOUNT TO BE PROVIDED FOR PRINCIPAL AND INTEREST - The amount of funds needed to repay remaining bonded indebtedness. This is a “memo type” entry and does not represent an actual accumulation of cash.

BONDS AND INTEREST PAYABLE - CURRENT - Amount of bond principal and interest payable in future years.

CONSTRUCTION IN PROGRESS - Amounts expended to date on construction projects not completed. When completed, this account is reduced by the total cost of the completed projects.

ENCUMBRANCES - Obligations in the form of purchase orders, contracts, salary commitments, etc. for which a budgeted appropriation has been made.

EQUITY IN GENERAL FIXED ASSETS - Represents the appropriation of funds over a number of years to acquire land, buildings / improvements, and equipment. It is an offset to the respective asset accounts.

FUND BALANCE - The excess of assets over liabilities, which represent the “net worth” of a fund.

FUNDS - The four basic funds and their purposes are:

Capital Projects (Building) - Only capital equipment and building additions / alterations can be charged to this fund. Primary sources of revenue are property / delinquent taxes, building leases, investment income and sale of bonds.

Debt Service - Bond principal, interest and fees associated with the issue and redemption of bonds are the only expenses chargeable to this fund. Primary sources of revenue are property / delinquent taxes and investment income.

General (Incidental) - Expenses not specifically chargeable to other funds are charged to this fund. Primary sources of revenue are property / delinquent taxes, sales tax, investment income, minimum guarantee, VST, textbook, transportation and food service.

Special Revenue (Teachers) - Only salaries for certificated personnel and the cost medical / dental / vision / life insurance can be charged to this fund. Primary sources of revenue are property / delinquent taxes, investment income, state utility tax, minimum guarantee and VST.

INVENTORIES - Value of consumables purchased for future use.

PREPAID EXPENSES - Services paid for in advance of use (e.g. insurance).

RESERVE - Portion of the fund balance which is segregated for a future use and, therefore, not available for future appropriation.

RESERVE FOR BUDGETED ENCUMBRANCE - Funds budgeted and encumbered but not yet spent.

RESTRICTED RESERVE - Balances in the General Fund or Capital Projects Fund restricted as to the use (e.g. future medical / dental benefits) or unspent bond issue funds.

UNREALIZED REVENUES - Revenues budgeted but not yet realized.

UNSPENT BUDGETED FUNDS - Funds budgeted but not expended or encumbered.



FOR MONTH OF: AUGUST – FY21

Attached is a list (alphabetical by vendor) of purchase orders and order for payments \$500 to \$15,000 and \$15,000 + which the administration has approved in accordance with Policy #DJE BP

Reports per DIC.BP

c: Patty Bedborough, Brian Whittle, Erik Lueders

ORDER FOR PAYMENT REPORT AUGUST FY21

| VENDOR | VENDOR NAME | OBJECT | DOCUMENT | AMOUNT | WARRANT | CHECK NO | INVOICE |
|---------------|----------------------|---------------|-----------------|---------------|----------------|-----------------|---------------------|
| 706077 | ALL INC. | 6411 | 417764 | \$ 947.00 | REG | 504208 | S1496037.001 |
| 999997 | Amazon.com*MJ76X9PJ2 | 6411 | 418121 | \$ 746.16 | | 0 | 418121 |
| 626111 | AMERICAN BUTTON | 6411 | 419143 | \$ 711.95 | | 0 | 419143 |
| 999997 | AMZN Mktp US*MV7W73S | 6411 | 419127 | \$ 805.56 | | 0 | 419127 |
| 704174 | BOOMERANG PROJECT | 6398 | 419142 | \$ 1,250.00 | | 0 | 419142 |
| 704174 | BOOMERANG PROJECT | 6412 | 418393 | \$ 500.00 | | 0 | 418393 |
| 704174 | BOOMERANG PROJECT | 6412 | 418431 | \$ 500.00 | | 0 | 418431 |
| 648950 | CADCA-COMMUNITY | 6398 | 419021 | \$ 2,850.00 | | 0 | 419021 |
| 850008 | CARIBEE SIGN COMPANY | 6411 | 418373 | \$ 675.10 | REG | 504896 | 19407 |
| 626075 | CARMODY CREATIVE | 6319 | 417499 | \$ 955.00 | REG | 0 | 1631 |
| 999997 | COASTAL BUSINESS SUP | 6411 | 418415 | \$ 630.00 | | 0 | 418415 |
| 600736 | DEMCO INC | 6411 | 418410 | \$ 566.10 | | 0 | 418410 |
| 803256 | DH PACE COMPANY | 6411 | 417028 | \$ 772.00 | REG | 504900 | ACR/89280 |
| 999997 | ENGINESFORLESS INC. | 6541 | 419048 | \$ 1,345.00 | | 0 | 419048 |
| 600349 | FASTSIGNS-WEST CNTY | 6363 | 417825 | \$ 625.00 | 082020 | 5813 | 78610 |
| 645155 | FLAG LOFT | 6411 | 418092 | \$ 1,663.00 | | 0 | 418092 |
| 999997 | FOLLETT SCHOOL SOLUT | 6412 | 418090 | \$ 855.00 | | 0 | 418090 |
| 602706 | FRED WEBER | 6411 | 418143 | \$ 730.20 | REG | 504779 | 12384792 |
| 626245 | HIGHCROFT RIDGE | 6411 | 418579 | \$ 947.75 | REG | 504917 | PSO CHECK |
| 999997 | IMAGENET CONSULTING | 6411 | 419135 | \$ 516.81 | | 0 | CNIN020017STL |
| 999997 | IN *EDUSPIRE SOLUTIO | 6412 | 418387 | \$ 1,500.00 | | 0 | 418387 |
| 812062 | J&J PIZZA COMPANY | 6391 | 417003 | \$ 1,325.00 | EARLY | 503765 | REPLACEMENT OF PMTS |
| 853777 | JON-DON PRODUCTS | 6411 | 418385 | \$ 835.56 | | 0 | 3976041 |
| 840010 | K & P PRECAST INC | 6411 | 417023 | \$ 678.00 | REG | 503724 | 92164 |
| 954322 | MCKINNEY, CHERYL A. | 6411 | 418358 | \$ 500.00 | REG | 504927 | PSH 8-20-20 |
| 999997 | MEDIASPARK-GOVENTURE | 6412 | 418414 | \$ 934.00 | | 0 | 418414 |
| 999997 | MEDIASPARK-GOVENTURE | 6412 | 418414 | \$ 934.00 | | 0 | 418414 |
| 999997 | MEDIASPARK-GOVENTURE | 6412 | 418414 | \$ 934.00 | | 0 | 418414 |
| 999997 | MEDIASPARK-GOVENTURE | 6412 | 418414 | \$ 934.00 | | 0 | 418414 |
| 999997 | MEDIASPARK-GOVENTURE | 6412 | 418414 | \$ 934.00 | | 0 | 418414 |

| VENDOR | VENDOR NAME | OBJECT | DOCUMENT | AMOUNT | WARRANT | CHECK NO | INVOICE |
|--------|----------------------|--------|---------------|---------------------|---------|----------|-------------|
| 801190 | MIDWEST SHEET MUSIC | 6411 | 417444 | \$ 530.77 | EARLY | 504852 | 115659 |
| 302317 | MISSOURI AMERICAN WA | 6335 | 419100 | \$ 533.07 | | 0 | 419100 |
| 302317 | MISSOURI AMERICAN WA | 6335 | 419064 | \$ 814.24 | | 0 | 419064 |
| 302317 | MISSOURI AMERICAN WA | 6335 | 419067 | \$ 828.70 | | 0 | 419067 |
| 302317 | MISSOURI AMERICAN WA | 6335 | 419103 | \$ 965.07 | | 0 | 419103 |
| 302317 | MISSOURI AMERICAN WA | 6335 | 419062 | \$ 1,001.95 | | 0 | 419062 |
| 302317 | MISSOURI AMERICAN WA | 6335 | 419063 | \$ 1,001.95 | | 0 | 419063 |
| 302317 | MISSOURI AMERICAN WA | 6335 | 419065 | \$ 1,001.95 | | 0 | 419065 |
| 302317 | MISSOURI AMERICAN WA | 6335 | 419096 | \$ 1,001.95 | | 0 | 419096 |
| 999997 | PAYPAL *ORTONGILLIN | 6319 | 419043 | \$ 595.00 | | 0 | 419043 |
| 999997 | PROJECT LEAD THE WAY | 6319 | 419046 | \$ 700.00 | | 0 | 419046 |
| 910394 | ROBOMATTER | 6412 | 419042 | \$ 599.00 | | 0 | 419042 |
| 910394 | ROBOMATTER | 6412 | 419042 | \$ 599.00 | | 0 | 419042 |
| 910394 | ROBOMATTER | 6412 | 419042 | \$ 599.00 | | 0 | 419042 |
| 910394 | ROBOMATTER | 6412 | 419042 | \$ 1,198.00 | | 0 | 419042 |
| 915206 | SNO SITES | 6371 | 418530 | \$ 900.00 | 090320 | 5878 | 31331 |
| 300263 | T-MOBILE | 6361 | 419105 | \$ 2,980.00 | | 0 | 419105 |
| 937548 | UNITED REFRIGERATION | 6411 | 417067 | \$ 932.09 | REG | 503747 | 74575149-00 |
| 907846 | UNIVERSAL CREATIVE C | 6411 | 416394 | \$ 701.53 | REG | 504805 | 3DS2634446 |
| 300044 | VERIZON WIRELESS | 6361 | 419104 | \$ 3,374.66 | | 0 | 419104 |
| 906503 | WAGNER PORTRAIT GROU | 6411 | 416531 | \$ 668.98 | REG | 503748 | 191593 |
| 999997 | WALMART.COM AW | 6411 | 419044 | \$ 530.04 | | 0 | 419044 |
| 903588 | WEINHARDT PARTY RENT | 6411 | 419136 | \$ 661.00 | | 0 | 419136 |
| 912473 | WINNING STREAK | 6411 | 416535 | \$ 525.00 | 082720 | 5853 | 157125 |
| 912473 | WINNING STREAK | 6411 | 418529 | \$ 700.00 | 090320 | 5882 | 159294 |
| | | | TOTAL: | \$ 52,043.14 | | | |

PURCHASE ORDERS
\$500 - \$15,000
AUGUST FY 21

| PO# | Vendor Name | PO Date | Order Amount | Balance | Status | 1st GL Account |
|------------|---|----------------|---------------------|----------------|---------------|-----------------------|
| 8210001 | OFFICE ESSENTIALS INCORPORATED | 8/10/20 | \$ 500.00 | \$ 255.00 | 8 - Printed | 10.2411.111.4100.641 |
| 43210004 | GRAINGER | 8/26/20 | \$ 500.00 | \$ 500.00 | 8 - Printed | 10.2411.111.3080.641 |
| 18210002 | SCHOOL SPECIALTY- | 8/26/20 | \$ 504.92 | \$ 504.92 | 8 - Printed | 10.1111.111.4235.641 |
| 17210000 | OFFICE ESSENTIALS INCORPORATED | 8/25/20 | \$ 552.80 | \$ - | 0 - Closed | 10.1111.111.4110.641 |
| 58210032 | FLINN SCIENTIFIC INC | 8/25/20 | \$ 574.53 | \$ 574.53 | 8 - Printed | 10.1151.106.1090.641 |
| 58210019 | WEINHARDT PARTY RENTAL, | 8/5/20 | \$ 583.50 | \$ - | 0 - Closed | 11.1411.900.1090.639 |
| 48210130 | SHELDE SPORTS NORTH AMERICA | 8/24/20 | \$ 587.60 | \$ - | 0 - Closed | 48.4051.618.4100.652 |
| 85210150 | ROTOLITE OF ST LOUIS, INC | 8/18/20 | \$ 605.40 | \$ - | 0 - Closed | 10.2542.554.0085.641 |
| 58210018 | CASUAL TEES | 8/5/20 | \$ 617.50 | \$ - | 0 - Closed | 11.1411.900.1090.641 |
| 19210008 | SCHOOL SPECIALTY- | 8/17/20 | \$ 622.96 | \$ 622.96 | 8 - Printed | 10.2222.122.4260.641 |
| 58210023 | VARSITY SPIRIT FASHIONS | 8/10/20 | \$ 625.00 | \$ 625.00 | 8 - Printed | 10.1421.117.1090.641 |
| 54210022 | INFOBASE PUBLISHING | 8/27/20 | \$ 626.06 | \$ - | 0 - Closed | 10.2222.122.1080.645 |
| 54210024 | MCGRAW-HILL GLOBAL EDUCATION LLC | 8/27/20 | \$ 645.40 | \$ - | 0 - Closed | 10.2222.122.1080.645 |
| 19210007 | SCHOOL SPECIALTY- | 8/17/20 | \$ 648.36 | \$ 648.36 | 8 - Printed | 10.1111.106.4260.641 |
| 19210006 | SCHOOL SPECIALTY- | 8/17/20 | \$ 659.20 | \$ 659.20 | 8 - Printed | 10.1111.102.4260.641 |
| 62210048 | FOLLETT SCHOOL SOLUTIONS, | 8/7/20 | \$ 669.51 | \$ - | 0 - Closed | 10.1131.351.3000.643 |
| 62210093 | GATEWAY EDUCATION HOLDINGS LLC | 8/31/20 | \$ 696.27 | \$ 696.27 | 8 - Printed | 10.3711.805.0075.641 |
| 83210024 | FOLLETT SCHOOL SOLUTIONS, | 8/26/20 | \$ 714.00 | \$ - | 0 - Closed | 10.2222.355.4100.641 |
| 56210016 | KELVIN | 8/27/20 | \$ 718.20 | \$ 718.20 | 8 - Printed | 10.1361.116.1075.641 |
| 58210025 | BLICK ART MATERIALS | 8/11/20 | \$ 737.35 | \$ 737.35 | 8 - Printed | 10.1151.110.1090.641 |
| 83210029 | FOLLETT SCHOOL SOLUTIONS, | 8/31/20 | \$ 745.73 | \$ - | 0 - Closed | 10.2222.355.4180.641 |
| 63210046 | APPLE INC. | 8/11/20 | \$ 749.00 | \$ 749.00 | 8 - Printed | 10.1111.111.4020.641 |
| 65210007 | OFFICE ESSENTIALS INCORPORATED | 8/24/20 | \$ 750.00 | \$ 750.00 | 8 - Printed | 10.2112.302.0070.641 |
| 85210126 | INTEGRATED FACILITY SERVICES | 8/5/20 | \$ 750.00 | \$ - | 0 - Closed | 10.2542.554.0085.631 |
| 6210004 | GOPHER SPORT | 8/25/20 | \$ 758.04 | \$ 758.04 | 8 - Printed | 10.1111.105.4220.641 |
| 83210025 | OVERDRIVE INC. | 8/26/20 | \$ 791.61 | \$ 791.61 | 8 - Printed | 10.2222.355.4060.641 |
| 83210018 | FOLLETT SCHOOL SOLUTIONS, | 8/12/20 | \$ 797.17 | \$ 797.17 | 8 - Printed | 10.2222.355.4235.644 |
| 48210082 | CI SELECT | 8/5/20 | \$ 875.00 | \$ - | 0 - Closed | 48.4051.618.0085.652 |
| 83210017 | FOLLETT SCHOOL SOLUTIONS, | 8/12/20 | \$ 884.06 | \$ - | 0 - Closed | 10.2222.355.4235.641 |
| 56210017 | VISTA HIGHER LEARNING INC | 8/27/20 | \$ 944.84 | \$ 944.84 | 8 - Printed | 10.1151.114.1075.641 |
| 62210081 | ASCD-ASSOCIATION FOR SUPERVISION & CURRICULUM | 8/26/20 | \$ 952.85 | \$ 952.85 | 8 - Printed | 10.2213.102.4020.637 |
| 83210026 | FOLLETT SCHOOL SOLUTIONS, | 8/31/20 | \$ 971.63 | \$ 971.63 | 8 - Printed | 10.2222.355.4060.641 |
| 10210009 | SCHOOL SPECIALTY- | 8/25/20 | \$ 982.72 | \$ 982.72 | 8 - Printed | 10.1111.111.4200.641 |
| 2210007 | COUGHLAN COMPANIES, INC | 8/27/20 | \$ 999.00 | \$ 999.00 | 8 - Printed | 10.1111.111.4040.641 |
| 9210001 | OFFICE ESSENTIALS INCORPORATED | 8/17/20 | \$ 1,000.00 | \$ - | 0 - Closed | 10.1111.110.4060.641 |
| 10210005 | OFFICE ESSENTIALS INCORPORATED | 8/10/20 | \$ 1,000.00 | \$ 874.91 | 8 - Printed | 10.1111.111.4200.641 |
| 17210001 | OFFICE ESSENTIALS INCORPORATED | 8/27/20 | \$ 1,000.00 | \$ 802.45 | 8 - Printed | 10.2411.111.4110.641 |
| 43210001 | MOZINGO MUSIC | 8/10/20 | \$ 1,000.00 | \$ 1,000.00 | 8 - Printed | 10.1131.104.3080.641 |
| 43210005 | SCHOOL SPECIALTY- | 8/26/20 | \$ 1,000.00 | \$ 1,000.00 | 8 - Printed | 10.1131.110.3080.641 |
| 50210020 | ST. LOUIS WOODWIND & BRASS INSTRUMENT REPAIR, INC. | 8/10/20 | \$ 1,000.00 | \$ 1,000.00 | 8 - Printed | 10.1151.104.1050.633 |
| 54210018 | WINNING STREAK | 8/10/20 | \$ 1,000.00 | \$ - | 0 - Closed | 11.1411.900.1080.641 |
| 56210013 | FARMER BROTHERS | 8/26/20 | \$ 1,000.00 | \$ 1,000.00 | 8 - Printed | 10.2411.111.1075.641 |
| 64210003 | JD PALATINE, LLC | 8/3/20 | \$ 1,000.00 | \$ 1,000.00 | 8 - Printed | 10.2643.511.0070.641 |

| PO# | Vendor Name | PO Date | Order Amount | Balance | Status | 1st GL Account |
|----------|------------------------------------|---------|--------------|-------------|-------------|----------------------|
| 85210149 | SID BOEDEKER SAFETY SHOE SRVC | 8/18/20 | \$ 1,000.00 | \$ 365.03 | 8 - Printed | 10.2542.551.0085.641 |
| 85210153 | SID BOEDEKER SAFETY SHOE SRVC | 8/24/20 | \$ 1,000.00 | \$ 188.01 | 8 - Printed | 10.2573.508.0085.641 |
| 97210038 | ST. LOUIS CNTY CAB CO, INC | 8/31/20 | \$ 1,000.00 | \$ 776.00 | 8 - Printed | 10.2551.514.0080.634 |
| 58210026 | ALLEGRA DESIGN WEB PRINT | 8/11/20 | \$ 1,025.00 | \$ - | 0 - Closed | 11.1411.900.1090.641 |
| 62210092 | LEARNING A-Z | 8/31/20 | \$ 1,049.50 | \$ 1,049.50 | 8 - Printed | 10.3711.805.0075.641 |
| 79210001 | PARENTS AS TEACHERS NATL | 8/10/20 | \$ 1,050.00 | \$ - | 0 - Closed | 10.3511.207.7500.631 |
| 79210002 | PARENTS AS TEACHERS NATL | 8/10/20 | \$ 1,050.00 | \$ - | 0 - Closed | 10.3511.207.7500.631 |
| 63210048 | WIRED TECHNOLOGIES INC. | 8/13/20 | \$ 1,050.20 | \$ - | 0 - Closed | 10.2331.510.0070.633 |
| 79210000 | PEARSON | 8/6/20 | \$ 1,053.60 | \$ 1,053.60 | 8 - Printed | 10.3512.207.7500.641 |
| 54210019 | FRED J.MILLER INC | 8/17/20 | \$ 1,064.00 | \$ - | 0 - Closed | 10.1151.104.1080.641 |
| 50210022 | WINNING STREAK | 8/25/20 | \$ 1,080.00 | \$ - | 0 - Closed | 11.1421.900.1050.641 |
| 63210044 | FALCON TECHNOLOGIES INC | 8/11/20 | \$ 1,088.86 | \$ - | 0 - Closed | 10.2331.510.0070.641 |
| 62210080 | EDGENUITY INC | 8/26/20 | \$ 1,100.00 | \$ 1,100.00 | 8 - Printed | 10.1195.119.0075.631 |
| 63210050 | SITY COMMUNICATIONS | 8/18/20 | \$ 1,100.00 | \$ 1,100.00 | 8 - Printed | 10.2331.510.0070.641 |
| 74210000 | SCHOLASTIC 3725 | 8/7/20 | \$ 1,154.75 | \$ - | 0 - Closed | 10.1151.351.1050.641 |
| 62210076 | SCHOOL SPECIALTY- | 8/24/20 | \$ 1,155.20 | \$ 1,155.20 | 8 - Printed | 10.1151.351.0059.641 |
| 63210049 | CDW-G | 8/18/20 | \$ 1,193.10 | \$ 1,193.10 | 8 - Printed | 10.1321.351.1090.641 |
| 10210001 | SCHOOL SPECIALTY- | 8/5/20 | \$ 1,197.36 | \$ 325.28 | 8 - Printed | 10.1111.102.4200.641 |
| 58210024 | ANDYMARK, INC | 8/11/20 | \$ 1,200.00 | \$ 1,200.00 | 8 - Printed | 11.1411.900.1090.641 |
| 58210028 | REV ROBOTICS LLC | 8/11/20 | \$ 1,200.00 | \$ 1,200.00 | 8 - Printed | 11.1411.900.1090.641 |
| 62210051 | COGNIA | 8/10/20 | \$ 1,200.00 | \$ - | 0 - Closed | 10.3711.805.0075.637 |
| 62210085 | EDMENTUM HOLDING | 8/31/20 | \$ 1,200.00 | \$ - | 0 - Closed | 10.3711.805.0075.641 |
| 63210058 | CDW-G | 8/31/20 | \$ 1,233.03 | \$ 1,233.03 | 8 - Printed | 10.1321.119.0075.641 |
| 58210022 | HI-POD INC | 8/10/20 | \$ 1,253.99 | \$ 1,253.99 | 8 - Printed | 11.1421.900.1090.641 |
| 89210000 | DATAKEEPER TECHNOLOGIES, L.L.C | 8/31/20 | \$ 1,275.00 | \$ - | 0 - Closed | 10.3511.207.7500.641 |
| 58210029 | BLICK ART MATERIALS | 8/17/20 | \$ 1,276.39 | \$ 1,276.39 | 8 - Printed | 10.1151.110.1090.641 |
| 58210033 | FISHER SCIENTIFIC COMPANY, LLC | 8/25/20 | \$ 1,290.31 | \$ 1,290.31 | 8 - Printed | 10.1151.106.1090.641 |
| 85210142 | RICHARD GREENE-RAMCO LLC | 8/17/20 | \$ 1,319.25 | \$ - | 0 - Closed | 10.2542.552.0085.641 |
| 54210030 | OFFICE ESSENTIALS INCORPORATED | 8/28/20 | \$ 1,344.67 | \$ 1,344.67 | 8 - Printed | 10.0000.000.0000.215 |
| 83210021 | FOLLETT SCHOOL SOLUTIONS, INC | 8/18/20 | \$ 1,395.00 | \$ 43.50 | 8 - Printed | 10.2222.355.3060.644 |
| 48210115 | BI-STATE ROOF SYSTEM | 8/18/20 | \$ 1,423.00 | \$ 1,423.00 | 8 - Printed | 48.4051.618.4180.652 |
| 48210127 | BI-STATE ROOF SYSTEM | 8/24/20 | \$ 1,423.00 | \$ 1,423.00 | 8 - Printed | 48.4051.618.4035.652 |
| 48210128 | BI-STATE ROOF SYSTEM | 8/24/20 | \$ 1,423.00 | \$ 1,423.00 | 8 - Printed | 48.4051.618.1090.652 |
| 48210113 | BI-STATE ROOF SYSTEM | 8/17/20 | \$ 1,456.00 | \$ 1,456.00 | 8 - Printed | 48.4051.618.4245.652 |
| 48210114 | BI-STATE ROOF SYSTEM | 8/18/20 | \$ 1,456.00 | \$ 1,456.00 | 8 - Printed | 48.4051.618.3040.652 |
| 33210000 | QUADIENT LEASING USA, INC | 8/5/20 | \$ 1,468.44 | \$ 1,101.33 | 8 - Printed | 10.2573.509.0085.633 |
| 85210139 | BI-STATE UTILITIES CO. | 8/13/20 | \$ 1,482.00 | \$ 1,482.00 | 8 - Printed | 10.2543.553.0085.633 |
| 62210050 | SCHOLASTIC 3725 | 8/7/20 | \$ 1,490.00 | \$ - | 0 - Closed | 10.1151.351.1050.641 |
| 48210132 | DH PACE COMPANY | 8/26/20 | \$ 1,493.75 | \$ 1,493.75 | 8 - Printed | 48.4051.618.4030.652 |
| 63210051 | CDW-G | 8/26/20 | \$ 1,498.49 | \$ 1,498.49 | 8 - Printed | 40.2321.354.0070.654 |
| 2210004 | FIREPLACE INC. | 8/10/20 | \$ 1,500.00 | \$ - | 0 - Closed | 10.2411.111.4040.641 |
| 15210001 | OFFICE ESSENTIALS INCORPORATED | 8/5/20 | \$ 1,500.00 | \$ 1,500.00 | 8 - Printed | 10.1111.111.4030.641 |
| 33210001 | BOWMAN'S MAILING SOLUTIONS, LLC | 8/5/20 | \$ 1,500.00 | \$ 1,261.98 | 8 - Printed | 10.2573.509.0085.641 |
| 41210004 | SCHOOL SPECIALTY- | 8/11/20 | \$ 1,500.00 | \$ 1,216.29 | 8 - Printed | 10.1131.110.3060.641 |
| 50210015 | GATEWAY STRINGS | 8/10/20 | \$ 1,500.00 | \$ 1,500.00 | 8 - Printed | 10.1151.104.1050.633 |
| 50210016 | MIDWEST SHEET MUSIC | 8/10/20 | \$ 1,500.00 | \$ 1,500.00 | 8 - Printed | 11.1411.900.1050.641 |
| 62210089 | INDUSTRIAL SOAP CO | 8/31/20 | \$ 1,500.00 | \$ 1,500.00 | 8 - Printed | 10.3711.805.0075.641 |
| 85210136 | INTEGRATED FACILITY SERVICES | 8/12/20 | \$ 1,500.00 | \$ - | 0 - Closed | 10.2542.554.0085.631 |

| PO# | Vendor Name | PO Date | Order Amount | Balance | Status | 1st GL Account |
|----------|---------------------------------------|---------|--------------|-------------|-------------|----------------------|
| 85210148 | SID BOEDEKER SAFETY SHOE SRVC | 8/18/20 | \$ 1,500.00 | \$ 344.00 | 8 - Printed | 10.2543.553.0085.641 |
| 83210027 | FOLLETT SCHOOL SOLUTIONS, INC | 8/31/20 | \$ 1,543.15 | \$ 1,543.15 | 8 - Printed | 10.2222.355.4110.644 |
| 54210031 | WENGER CORP | 8/28/20 | \$ 1,600.00 | \$ 1,600.00 | 8 - Printed | 10.0000.000.0000.215 |
| 63210054 | ASSETGENIE, INC. | 8/28/20 | \$ 1,630.50 | \$ 1,630.50 | 8 - Printed | 10.0000.000.0000.161 |
| 54210025 | SCHOOL DATEBOOKS | 8/27/20 | \$ 1,644.50 | \$ - | 0 - Closed | 10.1151.111.1080.641 |
| 20210011 | OFFICE ESSENTIALS INCORPORATED | 8/25/20 | \$ 1,656.25 | \$ 1,448.75 | 8 - Printed | 10.1111.110.4245.641 |
| 62210047 | FOLLETT SCHOOL SOLUTIONS, INC | 8/7/20 | \$ 1,678.75 | \$ 1,678.75 | 8 - Printed | 10.1131.351.3000.643 |
| 85210152 | BEELMAN LOGISTICS LLC | 8/19/20 | \$ 1,684.00 | \$ 1,684.00 | 8 - Printed | 10.2543.553.0085.639 |
| 85210132 | HOME SERVICE OIL CO INC | 8/12/20 | \$ 1,688.50 | \$ - | 0 - Closed | 10.2541.556.0085.648 |
| 63210059 | MARCO TECHNOLOGIES,LLC | 8/31/20 | \$ 1,695.00 | \$ 1,695.00 | 8 - Printed | 40.1321.119.0075.654 |
| 97210037 | KNAPHEIDE TRUCK EQUIP CENTER | 8/26/20 | \$ 1,698.00 | \$ 1,698.00 | 8 - Printed | 10.0000.000.0000.215 |
| 63210045 | ASSETGENIE, INC. | 8/11/20 | \$ 1,699.15 | \$ 99.95 | 8 - Printed | 10.0000.000.0000.161 |
| 73210015 | TRUSTEES OF FOUR SEASONS | 8/25/20 | \$ 1,700.00 | \$ 1,700.00 | 8 - Printed | 10.1421.204.1050.631 |
| 48210103 | PROFESSIONAL SERVICE INDUSTRIES | 8/12/20 | \$ 1,714.42 | \$ 1,714.42 | 8 - Printed | 48.4031.618.4030.652 |
| 85210134 | CI SELECT | 8/12/20 | \$ 1,750.00 | \$ - | 0 - Closed | 10.2542.554.0085.631 |
| 48210134 | PROFESSIONAL SERVICE INDUSTRIES | 8/28/20 | \$ 1,751.00 | \$ 1,751.00 | 8 - Printed | 48.4031.618.4180.652 |
| 62210067 | GEWIRTZ, SAMSON | 8/18/20 | \$ 1,759.92 | \$ - | 0 - Closed | 10.3711.805.0075.641 |
| 62210056 | FOLLETT SCHOOL SOLUTIONS, INC | 8/12/20 | \$ 1,793.63 | \$ - | 0 - Closed | 10.1151.351.0059.643 |
| 43210006 | PALOS SPORTS | 8/26/20 | \$ 1,794.22 | \$ 1,794.22 | 8 - Printed | 10.1131.105.3080.641 |
| 83210023 | FOLLETT SCHOOL SOLUTIONS, INC | 8/24/20 | \$ 1,809.90 | \$ 1,809.90 | 8 - Printed | 10.2222.355.4120.644 |
| 62210073 | HEET, JERRY | 8/24/20 | \$ 1,814.40 | \$ - | 0 - Closed | 10.3711.805.0075.641 |
| 62210061 | MO BAPTIST UNIVERSITY | 8/12/20 | \$ 1,900.00 | \$ - | 0 - Closed | 10.1111.104.0075.633 |
| 62210046 | FOLLETT SCHOOL SOLUTIONS, INC | 8/7/20 | \$ 1,912.30 | \$ - | 0 - Closed | 10.1131.351.3060.643 |
| 62210090 | MACMILLAN HOLDINGS, LLC | 8/31/20 | \$ 1,912.50 | \$ 1,912.50 | 8 - Printed | 10.1151.351.1050.641 |
| 62210058 | CENGAGE LEARNING, INC | 8/12/20 | \$ 1,935.15 | \$ 1,935.15 | 8 - Printed | 10.1151.351.1050.641 |
| 18210001 | OFFICE ESSENTIALS INCORPORATED | 8/25/20 | \$ 2,000.00 | \$ 2,000.00 | 8 - Printed | 10.2411.111.4235.641 |
| 20210005 | OFFICE ESSENTIALS INCORPORATED | 8/17/20 | \$ 2,000.00 | \$ 870.98 | 8 - Printed | 10.1111.102.4245.641 |
| 50210019 | SCHILLER'S IMAGING CO. | 8/10/20 | \$ 2,000.00 | \$ 2,000.00 | 8 - Printed | 11.1411.900.1050.641 |
| 54210021 | OFFICE ESSENTIALS INCORPORATED | 8/27/20 | \$ 2,000.00 | \$ 2,000.00 | 8 - Printed | 10.2411.111.1080.641 |
| 54210029 | WINNING STREAK | 8/27/20 | \$ 2,000.00 | \$ 2,000.00 | 8 - Printed | 11.1421.900.1080.641 |
| 58210035 | PALEN MUSIC CENTER INC. | 8/25/20 | \$ 2,000.00 | \$ 2,000.00 | 8 - Printed | 10.1151.104.1090.633 |
| 82210004 | GRAINGER - BATTERIES | 8/19/20 | \$ 2,000.00 | \$ 2,000.00 | 8 - Printed | 10.2521.507.1050.641 |
| 62210075 | HILLYARD | 8/24/20 | \$ 2,145.00 | \$ 2,145.00 | 8 - Printed | 10.3711.805.0075.641 |
| 21210009 | GOPHER SPORT | 8/25/20 | \$ 2,181.20 | \$ 1,904.40 | 8 - Printed | 10.2411.111.4035.641 |
| 54210026 | WINNING STREAK | 8/27/20 | \$ 2,185.00 | \$ 2,185.00 | 8 - Printed | 10.1421.117.1080.641 |
| 58210020 | WINNING STREAK | 8/5/20 | \$ 2,200.00 | \$ - | 0 - Closed | 11.1421.900.1090.641 |
| 81210038 | PROFESSIONAL KITCHEN SOLUTIONS INC | 8/28/20 | \$ 2,231.90 | \$ 2,231.90 | 8 - Printed | 40.2561.504.0085.654 |
| 62210064 | NWEA | 8/12/20 | \$ 2,250.00 | \$ 2,250.00 | 8 - Printed | 10.2123.357.0075.641 |
| 63210047 | AMERICAN TRAILER & STORAGE, INC | 8/13/20 | \$ 2,250.00 | \$ 2,025.00 | 8 - Printed | 10.2331.510.0070.633 |
| 65210006 | KUNA MEAT COMPANY | 8/20/20 | \$ 2,252.75 | \$ - | 0 - Closed | 11.3911.900.0075.641 |
| 56210006 | RIDDELL ALL AMERICAN | 8/5/20 | \$ 2,256.95 | \$ - | 0 - Closed | 10.1421.117.1075.641 |
| 62210082 | PEARSON | 8/26/20 | \$ 2,262.02 | \$ 2,262.02 | 8 - Printed | 10.1251.203.4100.641 |
| 50210013 | W.C & D ENTERPRISES | 8/5/20 | \$ 2,269.60 | \$ - | 0 - Closed | 11.1411.900.1050.641 |

| PO# | Vendor Name | PO Date | Order Amount | Balance | Status | 1st GL Account |
|----------|------------------------------------|---------|--------------|-------------|-------------|----------------------|
| 58210030 | MERCY SPECIALIZED BILLING SERVICES | 8/17/20 | \$ 2,340.00 | \$ 2,302.13 | 8 - Printed | 10.1421.117.1090.641 |
| 62210065 | FOLLETT SCHOOL SOLUTIONS, INC | 8/18/20 | \$ 2,398.87 | \$ 2,398.87 | 8 - Printed | 10.1111.351.4180.643 |
| 62210071 | FOLLETT SCHOOL SOLUTIONS, INC | 8/24/20 | \$ 2,398.87 | \$ 2,398.87 | 8 - Printed | 10.1111.351.4120.643 |
| 62210063 | OKLAHOMA STATE UNIVERSITY | 8/12/20 | \$ 2,450.00 | \$ - | 0 - Closed | 10.1195.351.1075.631 |
| 50210017 | NOTTELMANN MUSIC CO | 8/10/20 | \$ 2,499.00 | \$ 547.00 | 8 - Printed | 10.1151.104.1050.633 |
| 73210012 | BETZ GOLF CENTER LLC | 8/25/20 | \$ 2,500.00 | \$ 2,500.00 | 8 - Printed | 10.1421.204.1090.631 |
| 83210019 | FOLLETT SCHOOL SOLUTIONS, INC | 8/12/20 | \$ 2,503.57 | \$ 2,503.57 | 8 - Printed | 10.2222.355.4040.644 |
| 6210005 | SCHOOL SPECIALTY- | 8/25/20 | \$ 2,532.00 | \$ 2,532.00 | 8 - Printed | 10.1111.110.4220.641 |
| 48210118 | DH PACE COMPANY | 8/19/20 | \$ 2,550.00 | \$ 2,550.00 | 8 - Printed | 48.4051.618.4260.652 |
| 48210093 | BI-STATE ROOF SYSTEM | 8/12/20 | \$ 2,579.00 | \$ 2,579.00 | 8 - Printed | 48.4051.618.4020.652 |
| 48210111 | BI-STATE ROOF SYSTEM | 8/17/20 | \$ 2,579.00 | \$ 2,579.00 | 8 - Printed | 48.4051.618.1050.652 |
| 48210112 | BI-STATE ROOF SYSTEM | 8/17/20 | \$ 2,579.00 | \$ 2,579.00 | 8 - Printed | 48.4051.618.0059.652 |
| 48210116 | BI-STATE ROOF SYSTEM | 8/18/20 | \$ 2,579.00 | \$ 2,579.00 | 8 - Printed | 48.4051.618.4220.652 |
| 48210129 | BI-STATE ROOF SYSTEM | 8/24/20 | \$ 2,579.00 | \$ 2,579.00 | 8 - Printed | 48.4051.618.3080.652 |
| 85210128 | ENERGY PETROLEUM COMPANY | 8/11/20 | \$ 2,593.99 | \$ - | 0 - Closed | 10.2541.556.0085.648 |
| 50210021 | WINNING STREAK | 8/25/20 | \$ 2,600.00 | \$ - | 0 - Closed | 10.1421.117.1050.641 |
| 85210129 | MIRACLE RECREATION EQUIPMENT | 8/11/20 | \$ 2,794.18 | \$ 2,794.18 | 8 - Printed | 10.2543.553.0085.641 |
| 2210002 | BRAINPOP | 8/5/20 | \$ 2,950.00 | \$ - | 0 - Closed | 10.2411.111.4040.641 |
| 14210001 | OFFICE ESSENTIALS INCORPORATED | 8/10/20 | \$ 3,000.00 | \$ 2,625.75 | 8 - Printed | 10.1111.111.4210.641 |
| 22210000 | OFFICE ESSENTIALS INCORPORATED | 8/17/20 | \$ 3,000.00 | \$ 3,000.00 | 8 - Printed | 10.2411.111.4130.641 |
| 62210091 | NEWSELA INC | 8/31/20 | \$ 3,000.00 | \$ 3,000.00 | 8 - Printed | 10.1251.353.1075.641 |
| 85210147 | SID BOEDEKER SAFETY SHOE SRVC | 8/18/20 | \$ 3,000.00 | \$ 1,000.04 | 8 - Printed | 10.2542.552.0085.641 |
| 85210156 | FROST ELECTRIC SUPPLY CO INC | 8/26/20 | \$ 3,066.72 | \$ 3,066.72 | 8 - Printed | 10.2542.552.0085.641 |
| 85210135 | PROFESSIONAL SERVICE INDUSTRIES | 8/12/20 | \$ 3,166.11 | \$ 3,166.11 | 8 - Printed | 40.2542.554.0085.652 |
| 85210154 | WILLIAMS SCOTSMAN INC. | 8/25/20 | \$ 3,261.54 | \$ - | 0 - Closed | 10.2542.554.0085.633 |
| 97210034 | TRUCK CENTERS INC | 8/19/20 | \$ 3,316.93 | \$ 3,316.93 | 8 - Printed | 10.0000.000.0000.215 |
| 85210157 | BRAUER SUPPLY CO | 8/26/20 | \$ 3,400.00 | \$ 3,400.00 | 8 - Printed | 10.2542.552.0085.641 |
| 62210077 | RBO, INC | 8/24/20 | \$ 3,404.98 | \$ - | 0 - Closed | 10.3711.805.0075.641 |
| 6210006 | COMMITTEE FOR CHILDREN | 8/26/20 | \$ 3,432.00 | \$ 3,432.00 | 8 - Printed | 10.1251.805.4220.641 |
| 56210009 | SWEETWATER SOUND, INC. | 8/14/20 | \$ 3,451.00 | \$ - | 0 - Closed | 10.1151.104.1075.641 |
| 41210006 | PALEN MUSIC CENTER INC. | 8/17/20 | \$ 3,475.00 | \$ 46.68 | 8 - Printed | 10.1131.104.3060.641 |
| 50210014 | FREESTYLE PHOTOGRAPHIC SUPPLIES | 8/10/20 | \$ 3,499.00 | \$ 3,499.00 | 8 - Printed | 10.1151.110.1050.641 |
| 50210018 | KRUEGER POTTERY | 8/10/20 | \$ 3,499.00 | \$ 1,857.66 | 8 - Printed | 10.1151.110.1050.641 |
| 56210014 | NOTTELMANN MUSIC CO | 8/26/20 | \$ 3,500.00 | \$ 483.00 | 8 - Printed | 10.1151.104.1075.633 |
| 61210024 | VEOLIA ES TECHNICAL SOLUTIONS, LLC | 8/19/20 | \$ 3,500.00 | \$ 3,500.00 | 8 - Printed | 10.2542.557.0085.633 |
| 83210028 | FOLLETT SCHOOL SOLUTIONS, INC | 8/31/20 | \$ 3,620.14 | \$ 3,620.14 | 8 - Printed | 10.2222.355.4180.644 |
| 83210020 | FOLLETT SCHOOL SOLUTIONS, INC | 8/18/20 | \$ 3,859.97 | \$ 3,859.97 | 8 - Printed | 10.2222.355.3040.644 |
| 48210136 | PROFESSIONAL SERVICE INDUSTRIES | 8/28/20 | \$ 3,873.00 | \$ 3,873.00 | 8 - Printed | 48.4031.618.4210.652 |
| 48210137 | PROFESSIONAL SERVICE INDUSTRIES | 8/28/20 | \$ 3,928.00 | \$ 3,928.00 | 8 - Printed | 48.4031.618.3060.652 |

| PO# | Vendor Name | PO Date | Order Amount | Balance | Status | 1st GL Account |
|----------|---------------------------------------|---------|--------------|-------------|-------------|----------------------|
| 48210095 | PROFESSIONAL SERVICE INDUSTRIES | 8/12/20 | \$ 3,979.00 | \$ 3,979.00 | 8 - Printed | 48.4031.618.1050.652 |
| 58210034 | ALL STAR DISTRIBUTING, INC. | 8/25/20 | \$ 4,000.00 | \$ 3,316.00 | 8 - Printed | 11.1411.900.1090.641 |
| 54210028 | WINNING STREAK | 8/27/20 | \$ 4,032.00 | \$ - | 0 - Closed | 10.1421.117.1080.641 |
| 85210158 | METRO SWEEPING SERVICES INC | 8/26/20 | \$ 4,150.00 | \$ 4,150.00 | 8 - Printed | 10.2543.553.0085.633 |
| 97210033 | Y-NOT DESIGN & MFG., INC | 8/13/20 | \$ 4,222.28 | \$ 4,222.28 | 8 - Printed | 10.2552.512.0080.641 |
| 63210053 | WEVIDEO | 8/26/20 | \$ 4,300.10 | \$ 4,300.10 | 8 - Printed | 10.2225.510.0070.641 |
| 85210155 | COMPI DISTRIBUTORS, INC | 8/25/20 | \$ 4,318.08 | \$ 4,318.08 | 8 - Printed | 40.2411.111.4160.654 |
| 73210011 | CRYSTAL SPRINGS QUARRY GOLF CL | 8/25/20 | \$ 4,400.00 | \$ 4,400.00 | 8 - Printed | 10.1421.204.0075.631 |
| 21210008 | NASCO | 8/17/20 | \$ 4,451.06 | \$ 4,451.06 | 8 - Printed | 10.1111.110.4035.641 |
| 46210004 | WINNING STREAK | 8/5/20 | \$ 4,500.00 | \$ 4,500.00 | 8 - Printed | 11.2411.900.3000.641 |
| 62210087 | EDUSPIRE SOLUTIONS LLC | 8/31/20 | \$ 4,700.00 | \$ 4,700.00 | 8 - Printed | 10.3711.805.0075.641 |
| 62210045 | FOLLETT SCHOOL SOLUTIONS, INC | 8/7/20 | \$ 4,774.50 | \$ 4,774.50 | 8 - Printed | 10.1131.351.3000.643 |
| 85210138 | CATCO | 8/12/20 | \$ 4,887.19 | \$ 4,887.19 | 8 - Printed | 10.2542.552.0085.633 |
| 48210098 | PROFESSIONAL SERVICE INDUSTRIES | 8/12/20 | \$ 4,946.00 | \$ 4,946.00 | 8 - Printed | 48.4031.618.4035.652 |
| 12210000 | OFFICE ESSENTIALS INCORPORATED | 8/17/20 | \$ 5,000.00 | \$ 5,000.00 | 8 - Printed | 10.1111.111.4120.641 |
| 40210003 | NOTTELMANN MUSIC CO | 8/5/20 | \$ 5,000.00 | \$ - | 0 - Closed | 10.1131.104.3020.633 |
| 97210036 | FLEETSOFTE LLC | 8/24/20 | \$ 5,034.00 | \$ - | 0 - Closed | 10.2552.512.0080.641 |
| 62210068 | BUTTER BOOK, LLC | 8/18/20 | \$ 5,100.00 | \$ - | 0 - Closed | 10.1331.805.1050.641 |
| 85210143 | CITY OF CHESTERFIELD | 8/18/20 | \$ 5,139.00 | \$ 5,139.00 | 8 - Printed | 10.2543.553.0085.641 |
| 62210057 | CODEHS, INC. | 8/12/20 | \$ 5,200.00 | \$ - | 0 - Closed | 10.1321.805.1050.641 |
| 62210059 | ACT INC | 8/12/20 | \$ 5,500.00 | \$ - | 0 - Closed | 10.2123.357.0075.641 |
| 62210094 | ST. LOUIS CNTY PARKS - QUEENY | 8/31/20 | \$ 5,541.00 | \$ 5,541.00 | 8 - Printed | 10.1111.104.0075.633 |
| 62210049 | KP EDUCATION SYSTEMS, LLC | 8/7/20 | \$ 5,605.00 | \$ - | 0 - Closed | 10.1331.805.1050.641 |
| 65210004 | KUNA MEAT COMPANY | 8/11/20 | \$ 5,700.00 | \$ - | 0 - Closed | 11.3911.900.0075.641 |
| 63210043 | STAPLES | 8/7/20 | \$ 5,711.58 | \$ - | 0 - Closed | 10.1151.351.1080.641 |
| 33210002 | AMERICAN TRAILER & STORAGE, INC | 8/6/20 | \$ 5,712.00 | \$ 4,522.00 | 8 - Printed | 10.2573.508.0085.633 |
| 56210015 | ROGERS ATHLETIC CO. | 8/26/20 | \$ 5,800.00 | \$ 5,800.00 | 8 - Printed | 41.1421.900.1075.654 |
| 85210137 | WSP USA INC | 8/12/20 | \$ 5,828.60 | \$ 4,243.60 | 8 - Printed | 40.2542.554.0085.652 |
| 48210107 | DH PACE COMPANY | 8/12/20 | \$ 5,910.00 | \$ 5,910.00 | 8 - Printed | 48.4051.618.0085.652 |
| 85210146 | MPGTANDEM | 8/18/20 | \$ 6,000.00 | \$ 6,000.00 | 8 - Printed | 10.2543.553.0085.641 |
| 48210096 | PROFESSIONAL SERVICE INDUSTRIES | 8/12/20 | \$ 6,200.00 | \$ 6,200.00 | 8 - Printed | 48.4031.618.1090.652 |
| 48210102 | PROFESSIONAL SERVICE INDUSTRIES | 8/12/20 | \$ 6,252.88 | \$ 6,252.88 | 8 - Printed | 48.4051.618.0085.652 |
| 73210014 | CRESCENT FARMS GOLF CLUB | 8/25/20 | \$ 6,300.00 | \$ 6,300.00 | 8 - Printed | 10.1421.204.1090.631 |
| 73210010 | CITY OF BALLWIN | 8/25/20 | \$ 6,500.00 | \$ 6,500.00 | 8 - Printed | 10.1421.204.1080.631 |
| 48210120 | TARKETT USA INC. | 8/20/20 | \$ 6,526.08 | \$ 6,526.08 | 8 - Printed | 48.4051.618.4040.652 |
| 15210002 | OFFICE ESSENTIALS INCORPORATED | 8/26/20 | \$ 6,554.86 | \$ - | 0 - Closed | 10.1111.111.4030.641 |
| 36210000 | CPI-CRISIS PREVENTION INSTITUTE, INC. | 8/31/20 | \$ 6,555.00 | \$ 6,555.00 | 8 - Printed | 10.1251.305.0075.631 |
| 46210005 | COMMITTEE FOR CHILDREN | 8/26/20 | \$ 6,599.00 | \$ 6,599.00 | 8 - Printed | 10.1131.111.3000.641 |
| 62210072 | EDPUZZLE, INC | 8/24/20 | \$ 6,600.00 | \$ - | 0 - Closed | 10.1321.805.0075.641 |
| 65210005 | FGB GROUP LLC | 8/20/20 | \$ 6,849.30 | \$ - | 0 - Closed | 11.3911.900.0075.641 |
| 62210062 | LAMP LANGUAGE ACCESS METRO PROJECT | 8/12/20 | \$ 7,000.00 | \$ 6,677.20 | 8 - Printed | 10.3912.203.0075.639 |
| 54210027 | WINNING STREAK | 8/27/20 | \$ 7,078.80 | \$ - | 0 - Closed | 10.1421.117.1080.641 |
| 48210085 | GEOTECHNOLOGY, INC | 8/12/20 | \$ 7,200.00 | \$ 7,200.00 | 8 - Printed | 48.4051.618.1075.652 |
| 48210105 | PROFESSIONAL SERVICE INDUSTRIES | 8/12/20 | \$ 7,236.95 | \$ 3,678.24 | 8 - Printed | 48.4031.618.3020.652 |

| PO# | Vendor Name | PO Date | Order Amount | Balance | Status | 1st GL Account |
|---------------|---|---------|----------------------|--------------|-------------|----------------------|
| 56210007 | WINNING STREAK | 8/10/20 | \$ 7,500.00 | \$ 7,500.00 | 8 - Printed | 10.1421.117.1075.641 |
| 48210097 | PROFESSIONAL SERVICE INDUSTRIES | 8/12/20 | \$ 7,962.00 | \$ 7,962.00 | 8 - Printed | 48.4031.618.3080.652 |
| 43210003 | FRANKLIN COVEY | 8/26/20 | \$ 8,000.00 | \$ - | 0 - Closed | 10.2411.111.3080.631 |
| 62210070 | NWEA | 8/18/20 | \$ 8,000.00 | \$ 8,000.00 | 8 - Printed | 10.2123.357.0075.641 |
| 64210002 | MERCY CORPORATE HEALTH | 8/3/20 | \$ 8,000.00 | \$ 7,599.04 | 8 - Printed | 10.2643.511.0070.631 |
| 76210006 | TUETH, KEENEY, COOPER, MOHAN & JACKSTADT, P.C | 8/6/20 | \$ 8,166.00 | \$ - | 0 - Closed | 10.2311.403.0070.631 |
| 62210078 | TPR EDUCATION LLC | 8/24/20 | \$ 8,300.00 | \$ 8,300.00 | 8 - Printed | 10.2123.357.0075.641 |
| 48210119 | TARKETT USA INC. | 8/20/20 | \$ 9,000.00 | \$ 9,000.00 | 8 - Printed | 48.4051.618.3060.652 |
| 76210007 | EMERALD DATA SOLUTIONS DILIGENT CORPORATION | 8/28/20 | \$ 9,000.00 | \$ - | 0 - Closed | 10.2311.400.0070.631 |
| 48210135 | PROFESSIONAL SERVICE INDUSTRIES | 8/28/20 | \$ 9,250.00 | \$ 9,250.00 | 8 - Printed | 48.4051.618.4160.652 |
| 43210002 | OFFICE ESSENTIALS INCORPORATED | 8/10/20 | \$ 10,000.00 | \$ 9,758.56 | 8 - Printed | 10.1131.111.3080.641 |
| 82210001 | OFFICE ESSENTIALS INCORPORATED | 8/18/20 | \$ 10,000.00 | \$ 9,823.60 | 8 - Printed | 10.2521.507.1050.641 |
| 82210003 | OFFICE ESSENTIALS INCORPORATED | 8/18/20 | \$ 10,000.00 | \$ 10,000.00 | 8 - Printed | 10.2521.507.1075.641 |
| 48210122 | TARKETT USA INC. | 8/20/20 | \$ 10,240.00 | \$ - | 0 - Closed | 48.4051.618.3060.652 |
| 62210069 | GOODHEART-WILLCOX CO | 8/18/20 | \$ 10,292.00 | \$ - | 0 - Closed | 10.1331.805.3000.641 |
| 62210044 | KNOWLEDGE MATTERS, INC | 8/6/20 | \$ 10,380.00 | \$ - | 0 - Closed | 10.1321.805.1050.641 |
| 62210066 | PHARIS, CYNTHIA | 8/18/20 | \$ 10,650.00 | \$ 10,650.00 | 8 - Printed | 10.3911.806.0075.631 |
| 62210052 | FOLLETT SCHOOL SOLUTIONS, INC | 8/12/20 | \$ 10,706.21 | \$ - | 0 - Closed | 10.1151.351.1050.643 |
| 48210084 | CITY OF CHESTERFIELD | 8/6/20 | \$ 10,717.00 | \$ - | 0 - Closed | 48.4051.618.4210.652 |
| 54210023 | MAKE A WISH FOUNDATION | 8/27/20 | \$ 10,821.00 | \$ - | 0 - Closed | 11.3911.900.1080.639 |
| 48210100 | PROFESSIONAL SERVICE INDUSTRIES | 8/12/20 | \$ 11,342.70 | \$ 11,342.70 | 8 - Printed | 48.4051.618.0075.652 |
| 62210074 | CENGAGE LEARNING, INC | 8/24/20 | \$ 11,650.80 | \$ - | 0 - Closed | 10.1321.805.0075.641 |
| 48210124 | TARKETT USA INC. | 8/20/20 | \$ 11,913.37 | \$ 11,913.37 | 8 - Printed | 48.4051.618.3040.652 |
| 58210027 | OFFICE ESSENTIALS INCORPORATED | 8/11/20 | \$ 11,959.98 | \$ - | 0 - Closed | 10.2222.122.1090.641 |
| 48210133 | CI SELECT | 8/28/20 | \$ 11,995.00 | \$ 11,995.00 | 8 - Printed | 48.4051.618.3020.652 |
| 85210145 | MPGTANDEM | 8/18/20 | \$ 12,000.00 | \$ 12,000.00 | 8 - Printed | 10.2542.552.0085.641 |
| 48210109 | CENPRO SERVICES, INC | 8/17/20 | \$ 12,279.00 | \$ 3,064.89 | 8 - Printed | 48.4051.618.4030.652 |
| 62210043 | CENGAGE LEARNING, INC | 8/6/20 | \$ 12,468.75 | \$ - | 0 - Closed | 10.1351.805.0075.641 |
| 48210125 | TARKETT USA INC. | 8/20/20 | \$ 12,941.16 | \$ 12,941.16 | 8 - Printed | 48.4051.618.3020.652 |
| 85210141 | DUTCH HOLLOW SERVICES & SUPPLIES INC. | 8/17/20 | \$ 13,620.00 | \$ 13,620.00 | 8 - Printed | 40.2542.551.0085.654 |
| 62210083 | OFFICE ESSENTIALS INCORPORATED | 8/26/20 | \$ 13,655.24 | \$ 13,655.24 | 8 - Printed | 10.2211.119.0075.641 |
| 48210121 | TARKETT USA INC. | 8/20/20 | \$ 13,672.49 | \$ 11,685.99 | 8 - Printed | 48.4051.618.3000.652 |
| 81210035 | DLH CREVE COEUR SMOOTHIE KING | 8/13/20 | \$ 14,000.00 | \$ 14,000.00 | 8 - Printed | 10.2561.504.0085.647 |
| 73210013 | CREVE COEUR RECREATION COMPLEX, INC | 8/25/20 | \$ 14,200.00 | \$ 14,200.00 | 8 - Printed | 10.1421.204.0075.631 |
| 85210133 | BROCK HOLDINGS III, INC. | 8/12/20 | \$ 14,456.00 | \$ 14,456.00 | 8 - Printed | 40.2542.554.0085.652 |
| 62210053 | FOLLETT SCHOOL SOLUTIONS, INC | 8/12/20 | \$ 14,901.33 | \$ 14,901.33 | 8 - Printed | 10.1151.351.1080.643 |
| TOTAL: | | | \$ 394,040.03 | | | |

\$15,000+
AUGUST FY21

| PO# | Vendor Name | PO Date | Order Amount | Balance | Status | 1st GL Account |
|------------|---|----------------|---------------------|----------------|---------------|-----------------------|
| 82210002 | OFFICE ESSENTIALS INCORPORATED | 8/18/20 | \$ 15,000.00 | \$ 14,201.24 | 8 - Printed | 10.2521.507.1090.641 |
| 85210144 | MPGTANDEM | 8/18/20 | \$ 15,000.00 | \$ 15,000.00 | 8 - Printed | 10.2542.551.0085.641 |
| 48210126 | TARKETT USA INC. | 8/20/20 | \$ 15,534.95 | \$ 15,534.95 | 8 - Printed | 48.4051.618.4160.652 |
| 71210003 | LIPICS INC | 8/18/20 | \$ 16,000.00 | \$ 16,000.00 | 8 - Printed | 10.2322.409.0070.641 |
| 62210079 | MACMILLAN HOLDINGS, LLC | 8/25/20 | \$ 16,575.00 | \$ 16,575.00 | 8 - Printed | 10.1151.351.1050.641 |
| 81210036 | DLH MARYLAND HEIGHTS SMOOTHIE LLC | 8/13/20 | \$ 17,000.00 | \$ 17,000.00 | 8 - Printed | 10.2561.504.0085.647 |
| 85210151 | CATCO | 8/19/20 | \$ 17,600.05 | \$ - | 0 - Closed | 10.0000.000.0000.215 |
| 48210090 | WOOD ENVIRONMENT & INFRASTRUCTURE SOLUTIONS,INC | 8/12/20 | \$ 18,244.96 | \$ 17,534.74 | 8 - Printed | 48.4031.618.1050.652 |
| 62210088 | BLACKBOARD INC. | 8/31/20 | \$ 18,349.45 | \$ 18,349.45 | 8 - Printed | 10.3711.805.0075.641 |
| 54210020 | OFFICE ESSENTIALS INCORPORATED | 8/27/20 | \$ 19,723.03 | \$ 19,723.03 | 8 - Printed | 10.1151.111.1080.641 |
| 62210060 | PROJECT LEAD THE WAY INC | 8/12/20 | \$ 19,750.00 | \$ - | 0 - Closed | 10.1321.351.3000.641 |
| 48210110 | BROCK HOLDINGS III, INC. | 8/17/20 | \$ 20,340.00 | \$ 20,340.00 | 8 - Printed | 48.4051.618.0085.652 |
| 62210055 | FOLLETT SCHOOL SOLUTIONS, INC | 8/12/20 | \$ 20,548.85 | \$ 5,055.50 | 8 - Printed | 10.1151.351.1075.643 |
| 48210088 | BROCK HOLDINGS III, INC. | 8/12/20 | \$ 20,864.00 | \$ 20,864.00 | 8 - Printed | 48.4051.618.4160.652 |
| 48210131 | BROCK HOLDINGS III, INC. | 8/26/20 | \$ 20,938.00 | \$ 20,938.00 | 8 - Printed | 48.4051.618.4160.652 |
| 48210108 | OFFICE ESSENTIALS INCORPORATED | 8/14/20 | \$ 22,207.57 | \$ 5,940.00 | 8 - Printed | 48.4051.618.0075.652 |
| 62210054 | FOLLETT SCHOOL SOLUTIONS, INC | 8/12/20 | \$ 23,622.25 | \$ 23,622.25 | 8 - Printed | 10.1151.351.1090.643 |
| 85210127 | DUTCH HOLLOW SERVICES & SUPPLIES INC. | 8/11/20 | \$ 24,900.00 | \$ 24,900.00 | 8 - Printed | 40.2542.551.0085.654 |
| 81210034 | HEARTLAND PAYMENT SYSTEMS | 8/11/20 | \$ 25,888.23 | \$ - | 0 - Closed | 10.2561.504.0085.641 |
| 83210016 | FOLLETT SCHOOL SOLUTIONS, INC | 8/7/20 | \$ 26,899.40 | \$ - | 0 - Closed | 10.2222.351.4180.644 |
| 85210159 | UNITED SIGNS | 8/28/20 | \$ 27,112.00 | \$ 16,267.20 | 8 - Printed | 40.2542.111.3060.653 |
| 63210056 | HOUGHTON MIFFLIN HARCOURT | 8/28/20 | \$ 31,295.00 | \$ 31,295.00 | 8 - Printed | 10.2331.510.0070.641 |
| 48210092 | WOOD ENVIRONMENT & INFRASTRUCTURE SOLUTIONS,INC | 8/12/20 | \$ 31,718.08 | \$ 26,344.78 | 8 - Printed | 48.4031.618.4210.652 |
| 48210091 | WOOD ENVIRONMENT & INFRASTRUCTURE SOLUTIONS,INC | 8/12/20 | \$ 32,753.26 | \$ 31,178.47 | 8 - Printed | 48.4031.618.4220.652 |
| 85210131 | ADVANCED ELEVATOR | 8/12/20 | \$ 34,000.00 | \$ 26,546.00 | 8 - Printed | 10.2542.552.0085.633 |
| 83210022 | EDUCATIONPLUS | 8/24/20 | \$ 35,100.00 | \$ - | 0 - Closed | 10.2222.355.4020.645 |
| 48210094 | OFFICE ESSENTIALS INCORPORATED | 8/12/20 | \$ 41,209.11 | \$ - | 0 - Closed | 48.4051.618.4030.652 |
| 62210084 | LEARNING A-Z | 8/26/20 | \$ 49,882.50 | \$ - | 0 - Closed | 10.1111.351.4020.641 |
| 62210086 | GRANDVIEW R-2 SCHOOL DISTRICT | 8/31/20 | \$ 63,000.00 | \$ 63,000.00 | 8 - Printed | 10.1195.119.0075.631 |
| 63210057 | UNIV. OF MISSOURI | 8/28/20 | \$ 70,335.25 | \$ - | 0 - Closed | 10.2331.510.0070.636 |
| 48210106 | WSP USA INC | 8/12/20 | \$ 76,459.10 | \$ 49,459.10 | 8 - Printed | 48.4031.618.0059.652 |
| 48210123 | TARKETT USA INC. | 8/20/20 | \$ 77,366.00 | \$ 77,366.00 | 8 - Printed | 48.4051.618.0075.652 |
| 75210020 | J.W. TERRILL BENEFITS | 8/3/20 | \$ 80,000.00 | \$ 80,000.00 | 8 - Printed | 12.0000.000.0000.317 |
| 48210086 | FGM ARCHITECTS INC. | 8/12/20 | \$ 98,725.42 | \$ 98,725.42 | 8 - Printed | 48.4031.618.3040.652 |
| 60210001 | DEPT OF LABOR & IND RELATIONS | 8/12/20 | \$ 100,000.00 | \$ 28,705.60 | 8 - Printed | 10.2521.503.0070.627 |

| PO# | Vendor Name | PO Date | Order Amount | Balance | Status | 1st GL Account |
|---------------|------------------------------------|----------------|------------------------|-----------------|---------------|-----------------------|
| 73210009 | MERCY SPECIALIZED BILLING SERVICES | 8/5/20 | \$ 109,000.00 | \$ 83,000.00 | 8 - Printed | 10.1421.204.0075.631 |
| 48210117 | AUTOMATIC CONTROLS EQUIP. | 8/19/20 | \$ 126,877.50 | \$ 99,425.70 | 8 - Printed | 40.2542.558.0085.652 |
| 48210087 | FGM ARCHITECTS INC. | 8/12/20 | \$ 205,686.60 | \$ 205,686.60 | 8 - Printed | 48.4031.618.1050.652 |
| 97210035 | AUTOMOTIVE TECHNOLOGY INC | 8/20/20 | \$ 273,982.00 | \$ 273,982.00 | 8 - Printed | 40.2552.512.0080.654 |
| 48210081 | CONVERGEONE, INC | 8/3/20 | \$ 293,418.09 | \$ 12,465.00 | 8 - Printed | 48.2331.618.0070.654 |
| 82210000 | ANTHEM | 8/3/20 | \$ 450,000.00 | \$ 338,904.00 | 8 - Printed | 10.0000.000.0000.230 |
| 48210089 | BYRNE & JONES CONSTRUCTION | 8/12/20 | \$ 803,265.00 | \$ 732,355.35 | 8 - Printed | 48.4051.618.4210.652 |
| 64210004 | KELLY SERVICES | 8/10/20 | \$ <u>2,358,779.00</u> | \$ 2,353,296.50 | 8 - Printed | 20.0000.000.0000.211 |
| TOTAL: | | | \$ 5,864,949.65 | | | |

SPOT MARKET REPORT - AUGUST FY21

| PO # | Create Date | Vendor | Name | Comm. Code | Qty | UOM | Unit Price | Description | Object | Account Amt |
|----------|-------------|--------|--------------------------|------------|--------|------|------------|----------------------------------|--------|-------------|
| 85210032 | 07/10/2020 | 642477 | ENERGY PETROLEUM COMPANY | 400 | 1600 | EACH | \$ 1.46 | NO LEAD 87 OCT RFG | 6486 | \$ 2,328.00 |
| 85210032 | | | | | 1 | EACH | \$ 283.41 | FEDERAL AND STATE TAXES AND FEES | 6486 | \$ 283.41 |
| 85210032 | | | | | 400 | EACH | \$ 1.46 | NO LEAD 87 OCT RFG | 6486 | \$ 582.00 |
| 85210032 | | | | | 1 | EACH | \$ 70.85 | FEDERAL AND STATE TAXES AND FEES | 6486 | \$ 70.85 |
| 85210032 | | | | | 300 | EACH | \$ 1.39 | #2 ULTRA PREM LSD | 6486 | \$ 416.25 |
| 85210032 | | | | | 1 | EACH | \$ 53.20 | FEDERAL AND STATE TAXES AND FEES | 6486 | \$ 53.20 |
| 85210122 | 07/27/2020 | 642477 | ENERGY PETROLEUM COMPANY | 400 | 1587.5 | EACH | \$ 1.47 | NO LEAD 87 OCT RFG | 6486 | \$ 2,333.63 |
| 85210122 | | | | | 1 | EACH | \$ 281.20 | FEDERAL AND STATE TAXES AND FEES | 6486 | \$ 281.20 |
| 85210122 | | | | | 411.1 | EACH | \$ 1.47 | NO LEAD 87 OCT RFG | 6486 | \$ 604.32 |
| 85210122 | | | | | 1 | EACH | \$ 72.82 | FEDERAL AND STATE TAXES AND FEES | 6486 | \$ 72.82 |
| 85210122 | | | | | 256.7 | EACH | \$ 1.40 | #2 ULTRA PREM LSD | 6486 | \$ 359.38 |
| 85210122 | | | | | 1 | EACH | \$ 45.53 | FEDERAL AND STATE TAXES AND FEES | 6486 | \$ 45.53 |
| 85210128 | 08/11/2020 | 642477 | ENERGY PETROLEUM COMPANY | 400 | 1000 | EACH | 1.38 | NO LEAD 87 OCT RFG | 6486 | 1380 |
| 85210128 | | | | | 1 | EACH | 177.13 | FEDERAL AND STATE TAXES AND FEES | 6486 | 177.13 |
| 85210128 | | | | | 385.1 | EACH | 1.38 | NO LEAD 87 OCT RFG | 6486 | 531.44 |
| 85210128 | | | | | 1 | EACH | 68.22 | FEDERAL AND STATE TAXES AND FEES | 6486 | 68.22 |
| 85210128 | | | | | 300 | EACH | 1.28 | #2 ULTRA PREM LSD | 6486 | 384 |
| 85210128 | | | | | 1 | EACH | 53.2 | FEDERAL AND STATE TAXES AND FEES | 6486 | 53.2 |

| | | | | | | | | |
|--|------------|-----------------------------------|-----|------------|--|------|--------|------------------|
| 85210132 | 08/12/2020 | 626035 HOME SERVICE OIL CO INC | 400 | 691.6 EACH | 1.3405 NO LEAD 87 OCT RFG | 6486 | 927.09 | |
| 85210132 | | | | 1 EACH | 122.49 FEDERAL AND STATE TAXES AND FEES | 6486 | 122.49 | |
| 85210132 | | | | 15.3 EACH | 1.3405 NO LEAD 87 OCT RFG | 6486 | 20.51 | |
| 85210132 | | | | 1 EACH | 2.71 FEDERAL AND STATE TAXES AND FEES | 6486 | 2.71 | |
| 85210132 | | | | 405.7 EACH | 1.3405 NO LEAD 87 OCT RFG | 6486 | 543.84 | |
| 85210132 | | | | 1 EACH | 71.86 FEDERAL AND STATE TAXES AND FEES | 6486 | 71.86 | |
| Total Commodity 202 (Paper) | | | | | | | \$ | - |
| Total Commodity 400 (Fuel - Facilities) | | | | | | | \$ | 11,713.08 |
| Total Commodity 500 (Fuel - Transportation) | | | | | | | \$ | - |
| Total Commodity 401 (Trash Liners) | | | | | | | \$ | - |
| Total Commodity 700 (Produce) | | | | | | | \$ | - |
| Grand Total All Commodity | | | | | | | \$ | 11,713.08 |